


J.-F. BLONDEL & C.-E. BRISEUX

MOTIFS
DE FERRONNERIE ANCIENNE
DES
XVII^e & XVIII^e SIÈCLES



PARIS
LIBRAIRIE GÉNÉRALE DE L'ARCHITECTURE ET DES ARTS DÉCORATIFS
CH. MASSIN, ÉDITEUR
31, RUE DES ÉCOLES


MOTIFS
DE FERRONNERIE ANCIENNE
DES
XVII^e & XVIII^e SIÈCLES



J.-F. BLONDEL & C.-E. BRISEUX

MOTIFS
DE FERRONNERIE ANCIENNE
DES
XVII^e & XVIII^e SIÈCLES

(40 PLANCHES)




PARIS

LIBRAIRIE GÉNÉRALE DE L'ARCHITECTURE ET DES ARTS DÉCORATIFS

CH. MASSIN, ÉDITEUR

51, RUE DES ÉCOLES

1786




Nouveau livre de Serrurerie, Portes, Rampes, Balcons, Espagnolettes, Agraffes, et autres.



Sculpteur inv.

Charpentier Sculp.

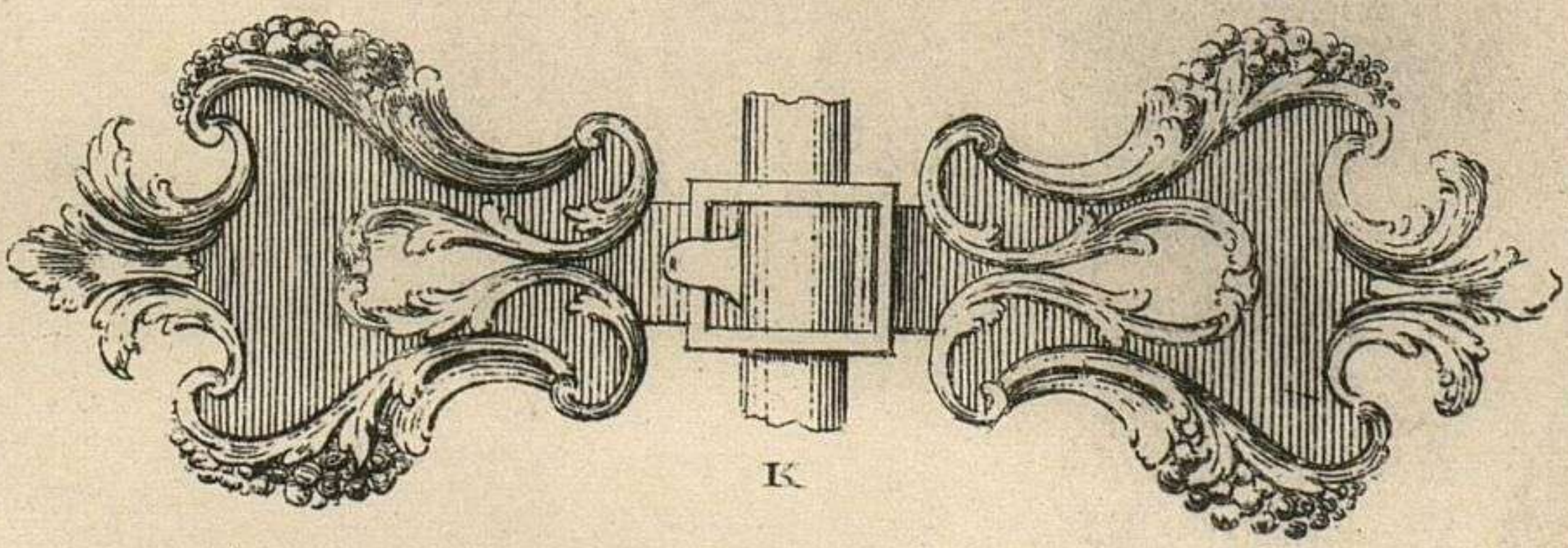
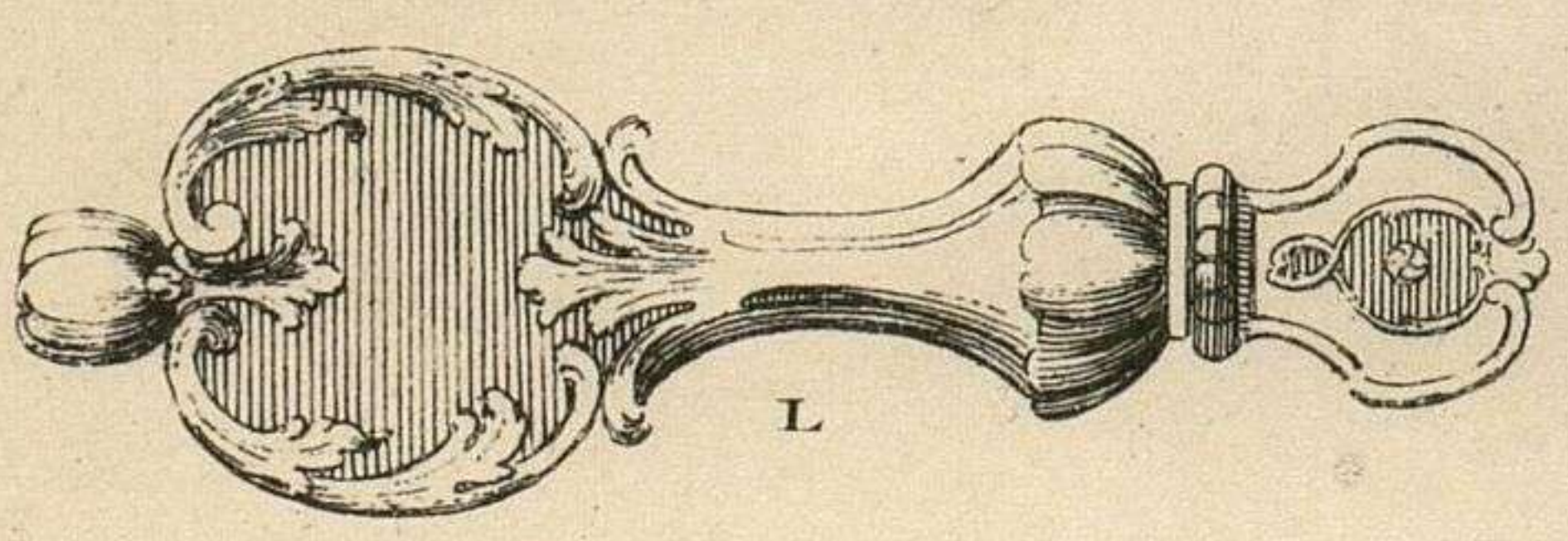
Pl. 27



Détail de l'Espagnolette cy-dessus-
E. Conduit des verrous de la bascule
F. Verrou de la bascule de l'Espag.
H. Bascule de l'Espagnolette
I. Détail du verrou de l'Espagnolette
K. Détail de l'Agraffe de l'Espagnolette
L. Détail de la main de l'Espagnolette.


Nouvelle grille et Porte à différents usages

Grille à différents Usages.



Iluquier inv.

Carpenter sculp.



Pl. 38

Grille nouvelle

Grille légère

Chapiteau


Differens Chapiteaux

Frises

Tom. V



Pl. XXXVI.


GRILLE D'ENTREE DE LA MAISON DE M D'ARGENSON A NEULLY.





François Lev.

Blondel del.









Pl. 05

Porte Enseigne


Petite Grille pour Cheminées de beaux Appartements.

Rampes terminées en panneau

Couronnement de Grille

Divers Balustres.

Pl. 07



Porte Enseigne

Petite grille pour les Cheminées des beaux Appartemens.

Rampes terminées par des Panneaux.

Entrée de Serrure - de desseins variés.


Moitié de grille pour une Porte bombée.

Platine pour les Portes à Placard.

Platine de Rosette pour recevoir les boutons.


Tome II partie I^{re}

Planche 56 page 59



Tome II partie I^{re}


Planche 55 page 58.



Tom. V.

Pl. XXXV.

RAMPE DE L'ESCALIER DE LA REINE DANS LE CHATEAU DES TUILLERIES.




Blondel del.

Ransonette Sculp.

Tom. V.

Pl. XXXI.

DESSEINS DE PANAUX ET DE PILASTRES DE SERRURIE.




Blondel del.

Tom. V.

Pl. XXXII.





DIFFERENS DESSEINS DE BALCONS.



Blondel del.

Pl. 08

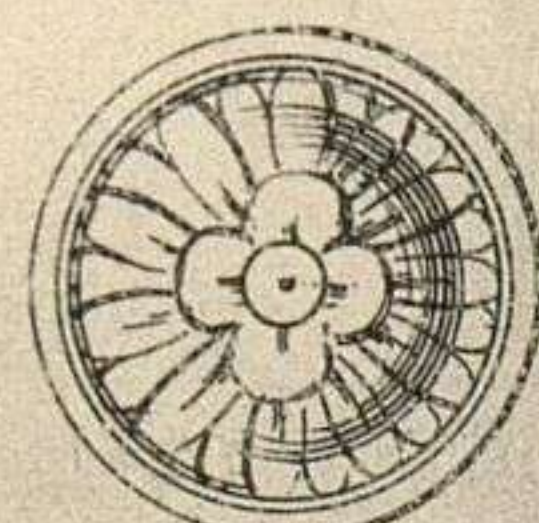

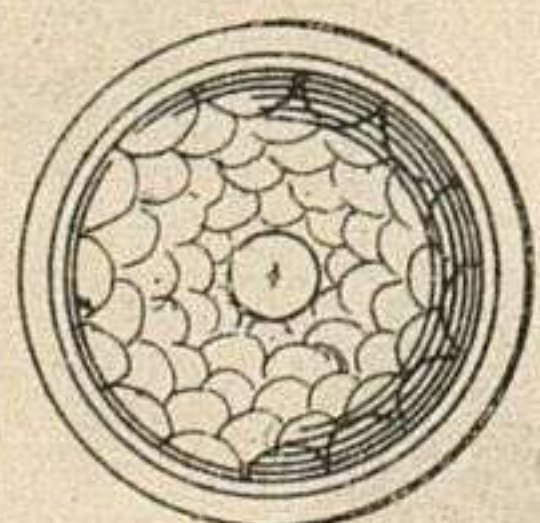



DIVERS DESSINS DE BALCONS A PLUSIEURS USAGES



Poulléau Sculp.

Chereau excud.


DESSIN DE BALCON.






Bouton pour les Portes à placard. Platine pour les Portes à placard. Bouton pour les dites Platines.

Poulléau Sculp.

Cheréau excud.



Nouveaux Balcon à différents usages.



Targette

Rosette boutons à Olive




Profil de bouton à Olive.

Marteau de Porte.


Bouton à Olive pour les Demi-tour.

Verrouil à ressort.



Nouveaux balcons à divers usages.



Pilastres.




Divers Panneaux de Serrurerie.



Pilastres.



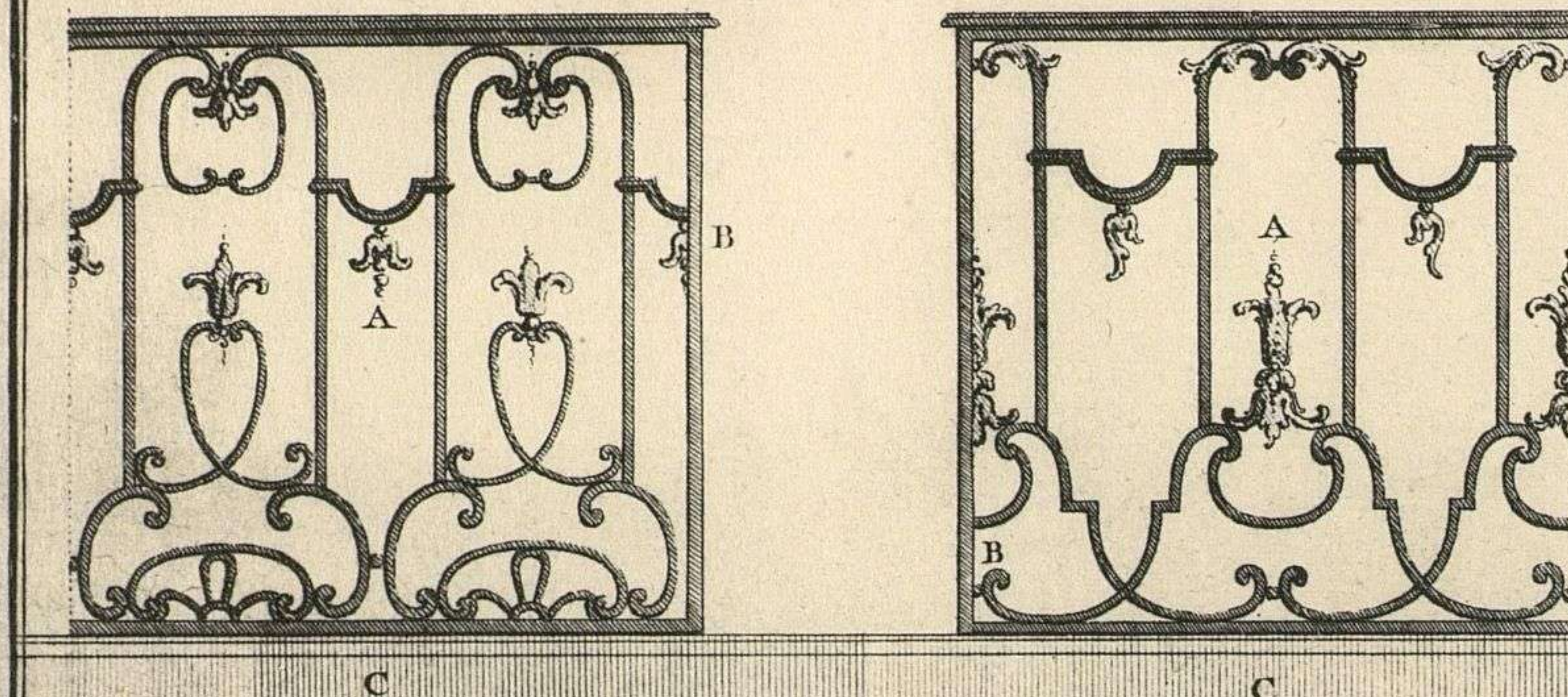
Echelle de 6. pieds.



Tome II partie I^{re}


Planche 50 page 56

TRAVÉES D'APPUI DE FER A L'USAGE DES TERRASSES



A Travées d'appuy de balcons de terrasse composées de barreaux montans B de 12 en 12 pieds pour empêcher le déversement.

C Tablette sur laquelle se posent les balcons et dans laquelle se scellent les barreaux montans B.



4 Pieds


B. inv et f.

49.

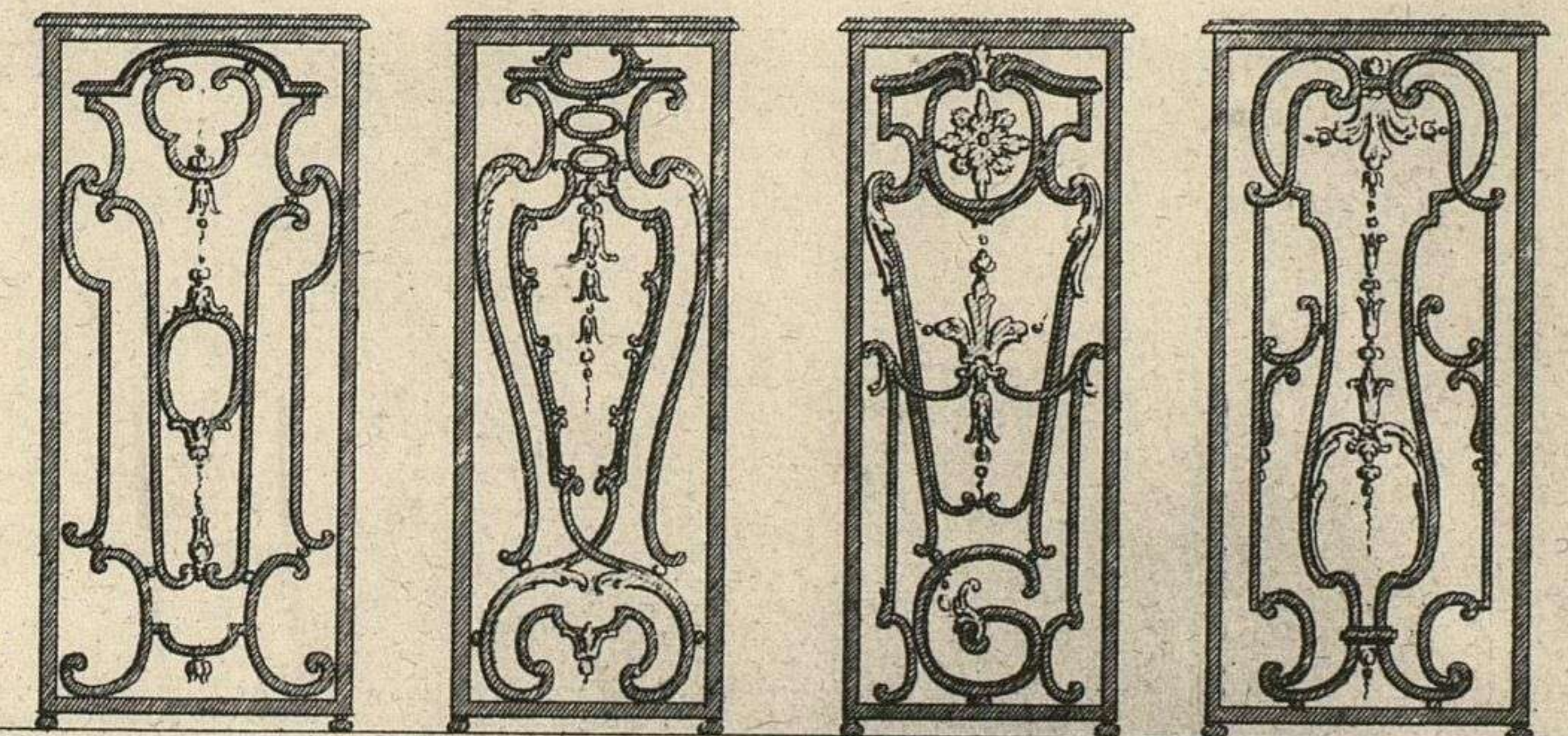
Tome II partie I^{re}

Planche 51 page 56

DIVERS PANNEAUX DE SERRURERIE



DIVERS PILASTRES DE SERRURERIE




1 2 3 4 5 6 Pieds


B. inv et f.

50.

Pl. 89




Tom II partie I^{re}



à mo et f.

18

Tom II partie I^{re}




à mo et f.

19

Tom. V.

Pl. XXXIV

GRILLE SERVANT D'ENTREE AU CHOEUR DE L'EGLISE DE S. ROCH.



Plan de la Grille.

Echelle de 1 2 3 4 5 6 Pieds.


Blondel del.

N. B. Richard Sculp.

Tom V.

Pl. XXXIII.

GRILLE A HAUTEUR D'APPUI SERVANT D'ENTREE AU CHOEUR DE L'EGLISE DE S. GERMAIN L'AUXER^{ois}.




Moitié du Plan de la Grille.

Echelle de 1 2 3 4 5 6 pieds.

Blondel del.


Ranvolette Sculp.

Pl. 21.



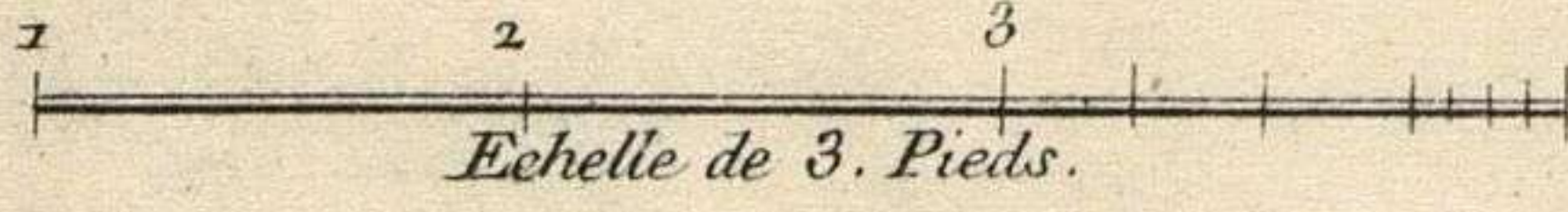

Oppenort inv.

Charpentier sculpte.




Pl. 22




Banquette de Chœur devant un Lutrin, vue de longueur et de côté.



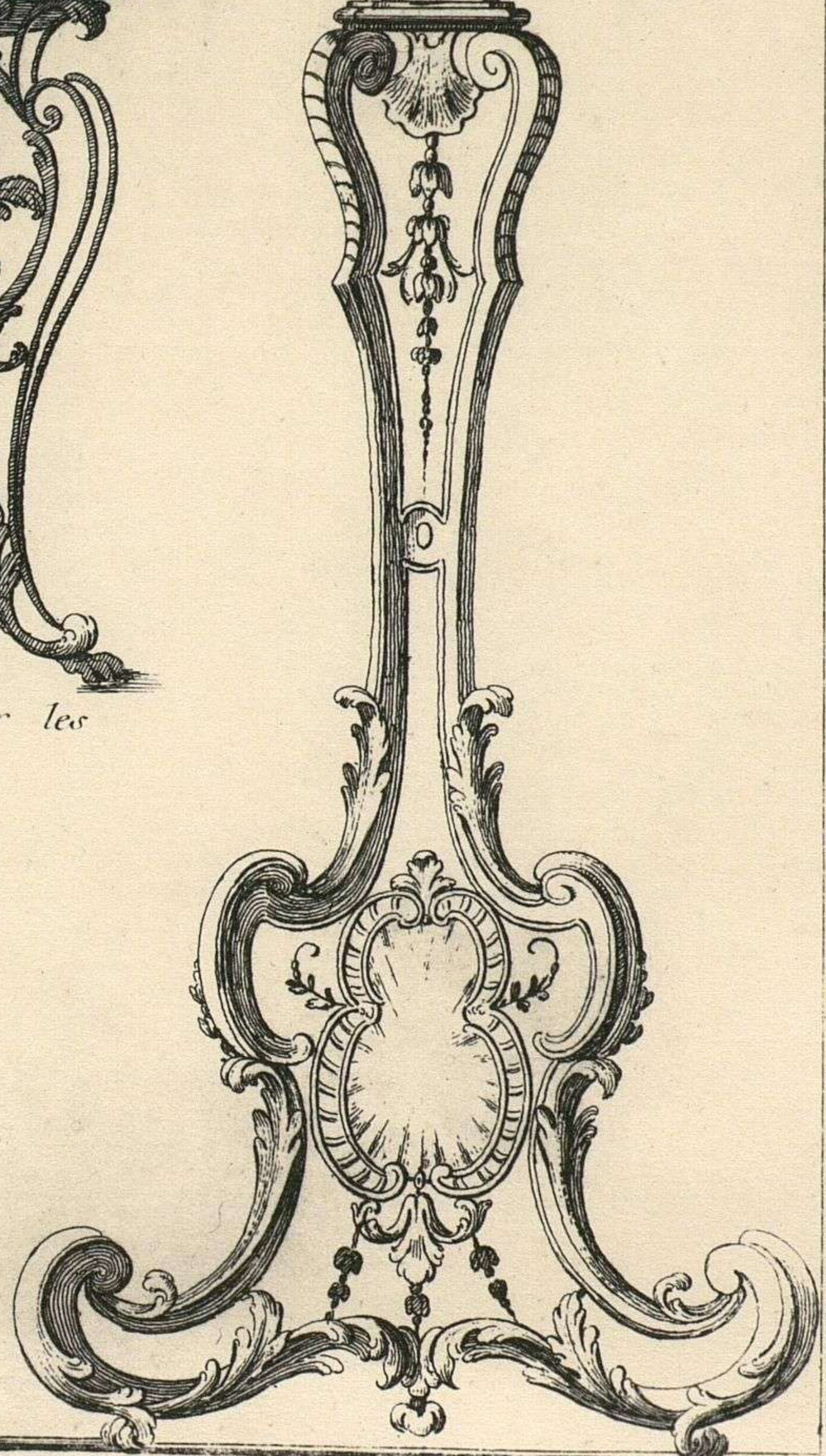
Lutrin



Chandelier Pascal




*Brasier pour les
Sacristies.*



Oppenort inv.

Charpentier sculp.

Pl. 24



Prie

Dieu

Tabouret pour les Sanctuaires

Brasier pour les Sacristies

Chandelier Pascal

Autre Brasier

Table en Console


Autre Table

Oppenort inv

Charpentier sculp

Tom II partie I^{re} Planche 57 page 61.

DIVERS DESSEINS D'ORNEMENS DE BRONZE A L'USAGE DE LA FERRURE POUR LA DECORATION DES APPARTEMENS



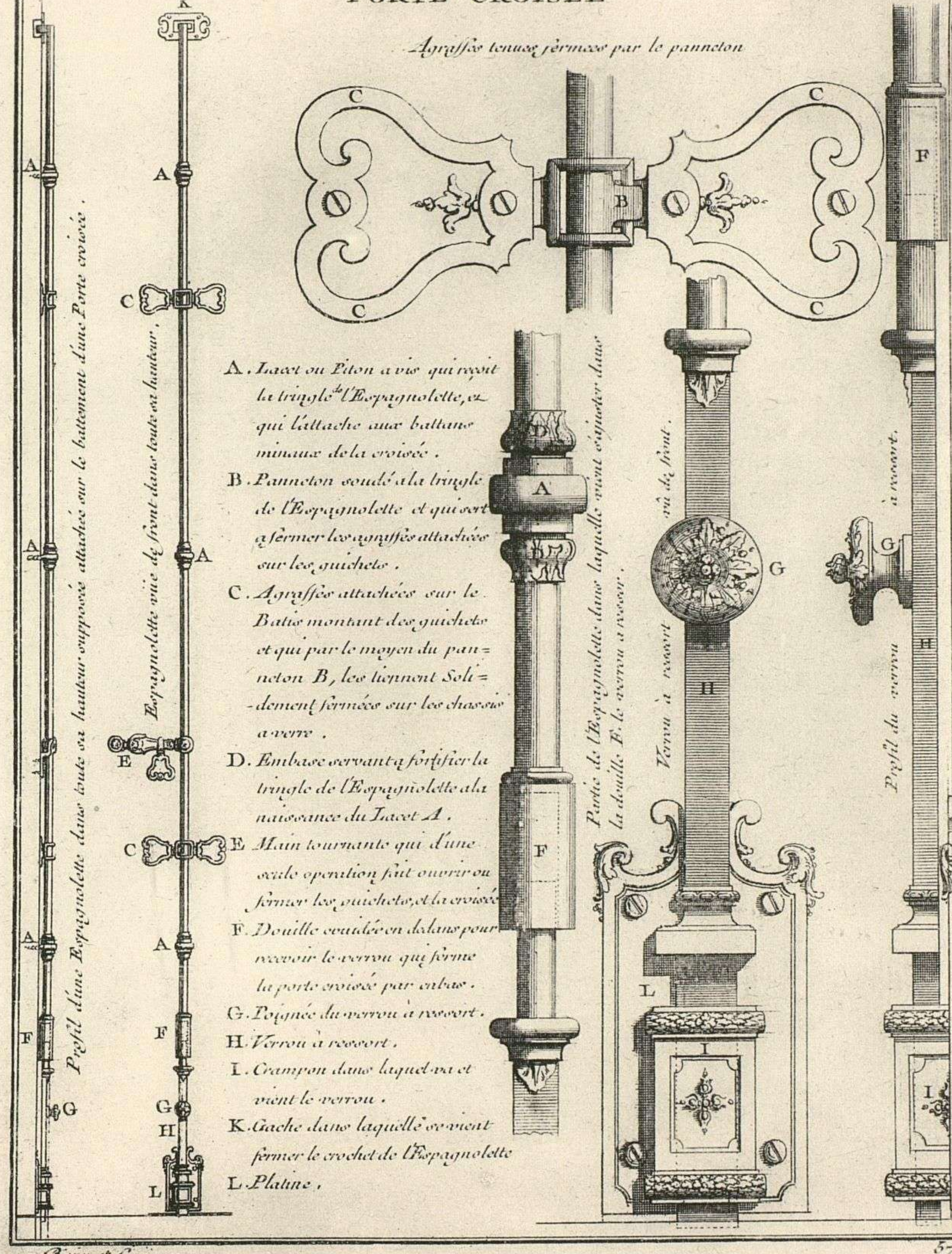
- A. Platine de rosette pour recevoir le bouton.
- B. Panneton de serrure supportez par des ornemens qui en richetent la Saillie.
- C. Entrées de serrure de dessein varié.
- D. Platine qui enferme le bas d'un verrou à bascule.
- E. Targette à l'usage des portes a placard ou des grandes croisées.
- F. Bouton à olive pour les loquets des portes.
- G. Conduit pour recevoir les tringles des serrures à bascule.
- H. Tringle qui d'un seul tour de clef fait ouvrir ou fermer les verrous dans leurs gache ou platine.

Echelle de cinq pouces.

B. inv. f. 56

Tom II partie II^e Planche 58 page 63.

DEVELOPEMENT D'UNE ESPAGNOLETTE A L'USAGE D'UNE PORTE CROISÉE



Agriffes tenues fermées par le panneton

- A. Jacet ou Pilon à vis qui reçoit la tringle de l'Espagnolette, et qui l'attache aux battans minaux de la croisée.
- B. Panneton soudé à la tringle de l'Espagnolette et qui sert à fermer les agriffes attachées sur les guichets.
- C. Agriffes attachées sur le Battis montant des guichets et qui par le moyen du panneton B, les tiennent solidement fermées sur les chassies à verre.
- D. Embase servant à fortifier la tringle de l'Espagnolette à la naissance du Jacet A.
- E. Main tournante qui d'une seule opération fait ouvrir ou fermer les guichets et la croisée.
- F. Douille creusée en dedans pour recevoir le verrou qui ferme la porte croisée par enbas.
- G. Poignée du verrou à ressort.
- H. Verrou à ressort.
- I. Crampon dans lequel va et vient le verrou.
- K. Gache dans laquelle se vient fermer le crochet de l'Espagnolette.
- L. Platine.

B. inv. et f. 57

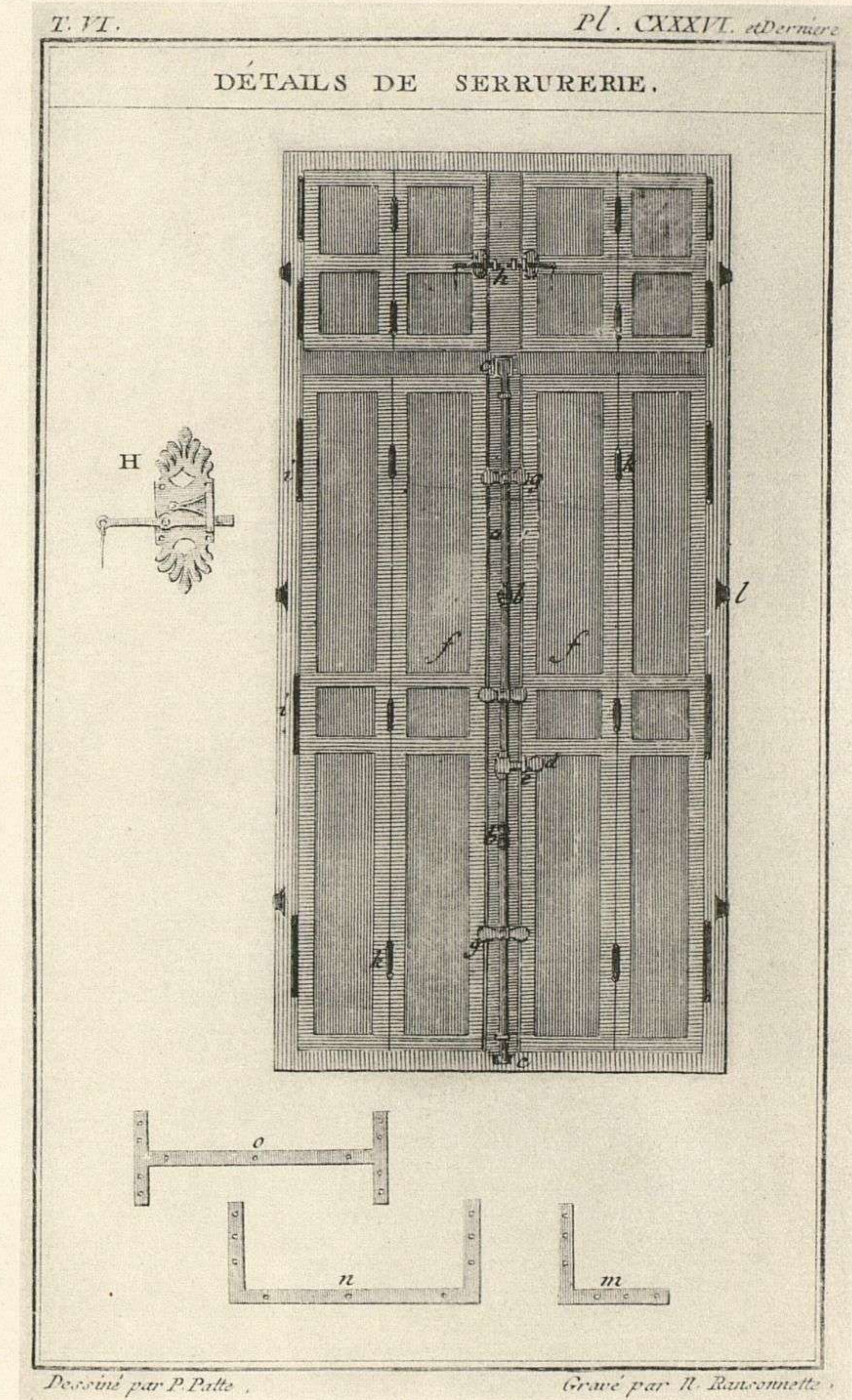
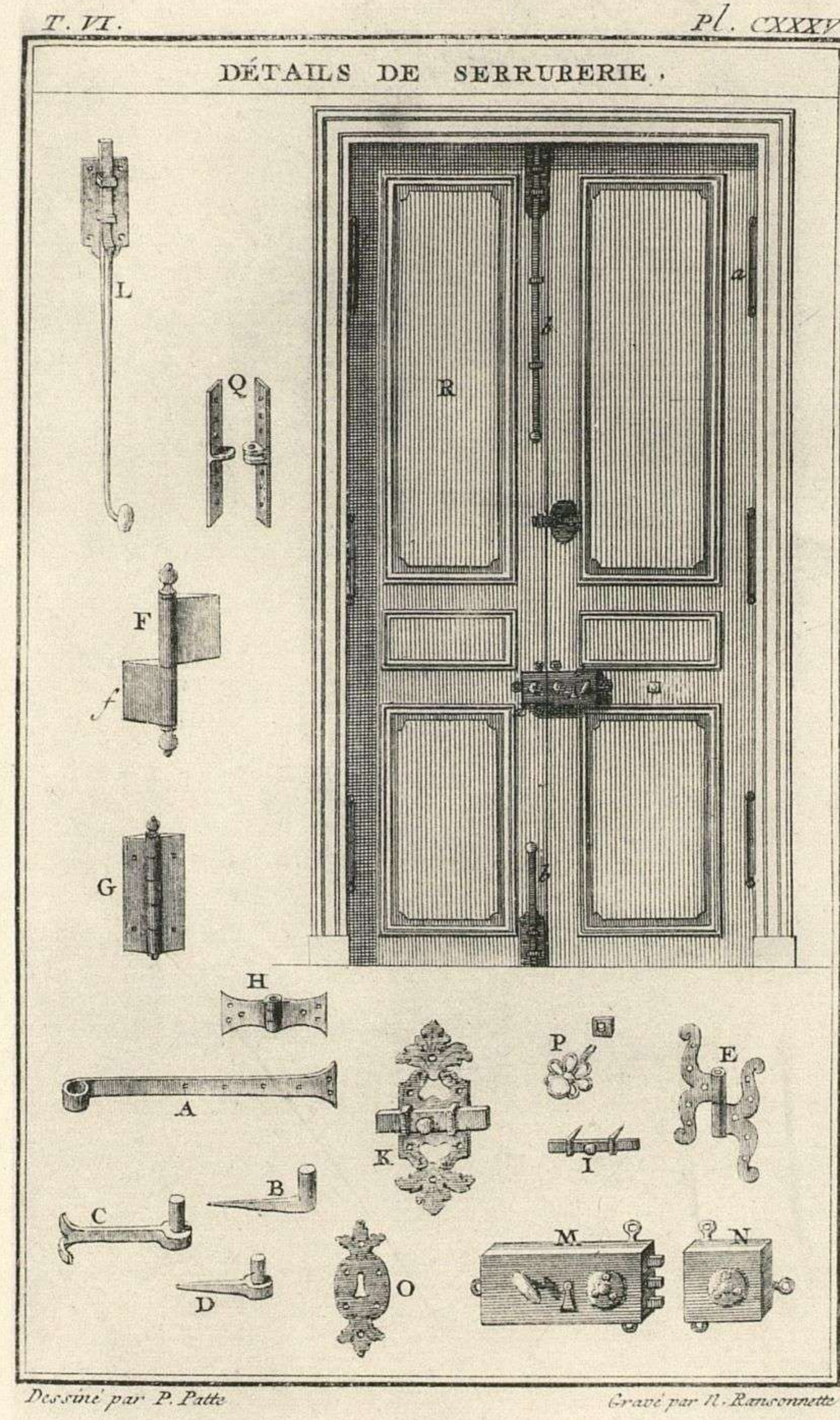
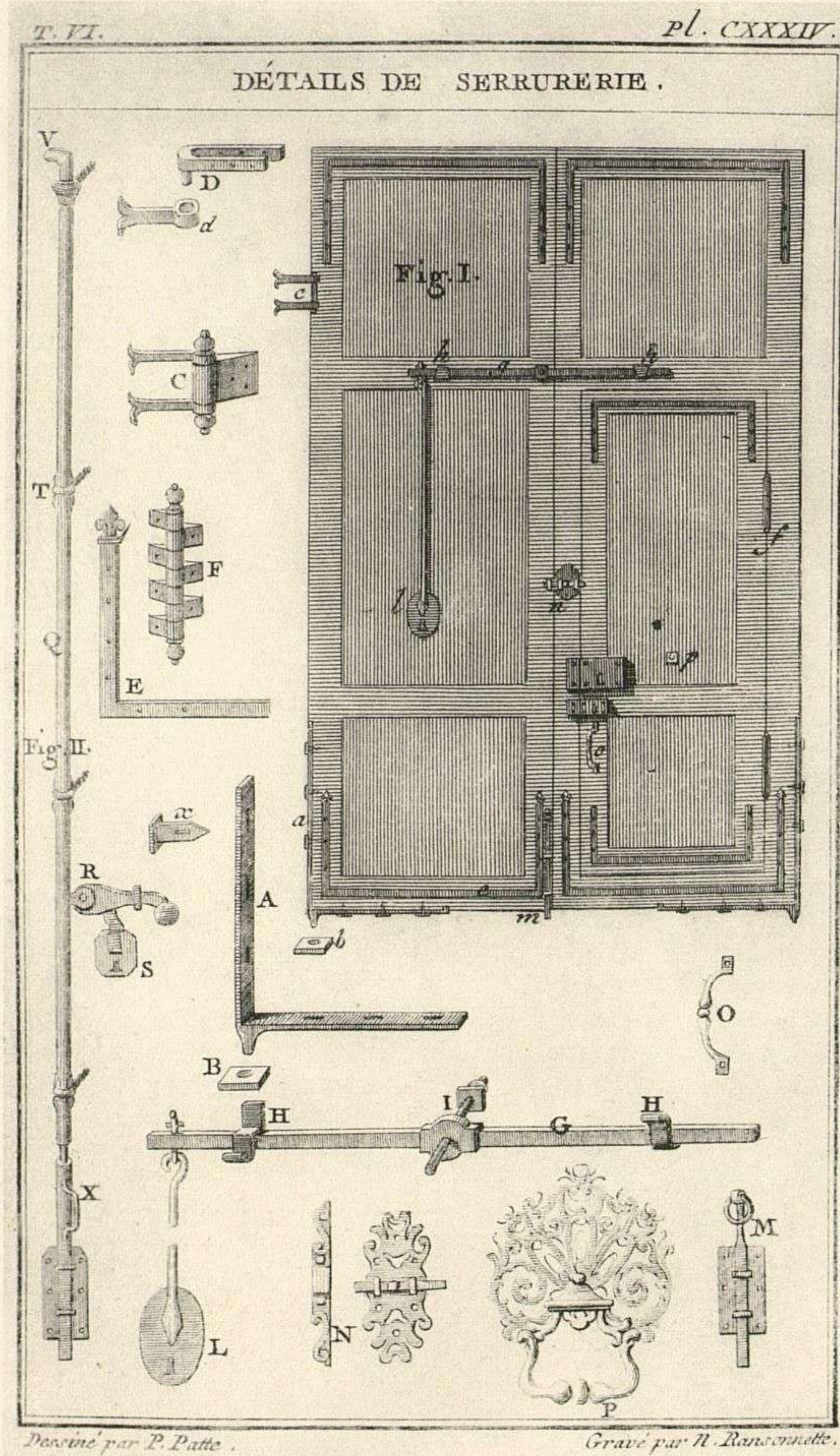


Planche 95







Planche 96






Planche 97





Planche 98






Planche 239

Dessains de Balcons.






Planche 237

Dessains de Balcons






Planche 241

Dessains de Balcons








Planche 238


Dessains de Balcons.





Bri un

Bab. 52

Planche 240



Desseins de Balcons



Planché 242

Desseins de Balcons






Planche 244








Planche 243.







Planch. 246


Dessein de Balcons.



Desseins de Balcons.



Rampes d'Escalier



Bruw

Bab Sc

Dixers desseins de grilles a hauteur d'appuy.






Planche 25

Planche 27

Rampes d'Escalier

Rampes d'Escalier



Bri. in

Bab. Sc

Bri. in

Bab. Sc

Planche 250

Rampes d'Escalier.





Planche 248

Rampes d'Escalier.




B un

Bab Sc

Planche 252

Rampes d'Escalier




Bri se

Bab Sc

Planche 253

Rampes d'Escalier







Planche 258




Planche 256




Planche 267

Couronnemens de portes de fer






Planche 269

Couronnemens de portes de fer





149

