



1^o 2^a 6^a

Henry J. Cavendish



99-610

AN
ELUCIDATION
OF
SEVERAL PARTS
OF
HIS MAJESTY'S REGULATIONS
FOR THE
FORMATIONS AND MOVEMENTS
OF
CAVALRY.

AN
ILLUSTRATION
OF
SEVERAL PARTS
OF
HIS MAJESTY'S REGULATIONS
FOR THE
FORMATION AND MOVEMENTS
OF
CANNONRY.

*C. Roworth, Printer,
Bell Yard, Fleet Street.*

AN
ELUCIDATION
OF
SEVERAL PARTS
OF
HIS MAJESTY'S REGULATIONS
FOR THE
FORMATIONS AND MOVEMENTS
OF
CAVALRY.

THE THIRD EDITION.

PRINTED for the WAR-OFFICE,
AND SOLD BY T. EGERTON, AT THE MILITARY
LIBRARY, NEAR WHITEHALL.

MDCCCIII.

Ms. 812443

AN

ILLUSTRATION

OF

SEVERAL PARTS

OF

HIS MAJESTY'S REGULATIONS

FOR THE

FORMATION AND MOVEMENTS

OF

CAVALRY

THE THIRD EDITION

PRINTED BY MR. WATSON

AND SOLD BY A. BARNES, AT THE

PRINTING OFFICE

IN THE

HORSE GUARDS,
June, 1798.

BY Direction of His ROYAL
HIGHNESS THE COMMANDER IN CHIEF, this
farther Explanation of several material Parts
of His MAJESTY'S Regulations for the For-
mations and Movements of the Cavalry, is re-
commended to the Attention and Practice of
all Regimental Officers.

WILLIAM FAWCETT,
ADJUTANT GENERAL.

Horse Guards,
June 1793.

BY Direction of His Royal
Highness the Commander in Chief, this
further Explanation of several material Parts
of His Majesty's Regulations for the For-
mations and Movements of the Cavalry, is re-
commended to the Attention and Practice of
all Regimental Officers.

WILLIAM FAWCETT,
ADJUTANT GENERAL.

INTRODUCTION.

THE following Elucidations are intended for the immediate instruction of officers on their entering into the cavalry service.

The **FIRST PART** describes the formation and wheelings of a squadron, in all its breakings off;—the post of officers in line, and in column;—the points of dressing and covering, and the markers requisite to the wheelings and dressing of the squadron; which are the first and essential points of knowledge required.

The **SECOND PART** shews the application of those principles of movement contained in the first, the whole being arranged in degrees of progressive information, founded on, and intended in farther explanation of his Majesty's Regulations for the Movements of Cavalry; a perfect knowledge of which is indispensably necessary, to enable every officer to discharge his duty in the field.

INTRODUCTION,

All officers on entering into the Service ought to be instructed by the adjutant in conformity to the system here pointed out. And in order more effectually to establish officers in their field duty, by the application of its principles; their progress in the theory of this system should be exemplified by their practice at the drills of the regiment.

I N D E X.

P A R T I.

	PAGE
<i>TABLE explaining the several Figures, Marks, &c.</i> - - - - -	5
<i>Construction of the Squadron, Regiment, and Line</i> - - - - -	9
<i>Tellings off in Squadron</i> - - - - -	10
<i>Officers and Non-commissioned Officers posted in Squadron</i> - - - - -	12
<i>Wheeling on a halted Pivot</i> - - - - -	13
<i>Wheeling on a moveable Pivot</i> - - - - -	14
<i>Wheeling of a Squadron</i> - - - - -	15
<i>Breaking off by Half-Squadrons to the Right, and wheeling by the Left into Line</i> -	16, 17
<i>Breaking off by Half-Squadrons to the Left, and wheeling by the Right into Line</i>	18, 19
<i>Breaking off by Divisions to the Right, and wheeling by the Left into Line</i> -	20, 21
<i>Breaking off by Divisions to the Left, and wheeling by the Right into Line</i> -	22, 23
<i>Breaking off by Sub-divisions to the Right, and wheeling by the Left into Line</i>	24, 25
<i>Breaking off by Sub-divisions to the Left, and wheeling by the Right into Line</i>	26, 27
<i>Movements in Ranks by threes</i> -	28, to 31

P A R T II.

ON MOVEMENTS AND ATTACKS.

	PAGE
<i>FORMATION of a Regiment for Exercise</i>	35
<i>Change of Position on the left Flank, by throwing back the Right the eighth of the Circle</i>	36
<i>Change of Position in open Column, the Left thrown back</i>	37
<i>Change of Position on the right Flank, the Left brought forward</i>	39
<i>Close Column is formed—marches and deploys into line</i>	40
<i>Counter-march of the Divisions of the open Column</i>	42
<i>The open Column changes Position to the Flank, by the Flank March of its Divisions</i>	43
<i>Attack by Squadrons successively</i>	44
<i>The Line retires in Echelon</i>	45
<i>The Line attacks to the Front</i>	46
<i>The Line retires and forms two Columns</i>	47
<i>Attack of the Enemy in Front and Flank</i>	49
<i>Retire in two Lines by alternate half squadrons</i>	50
<i>Attack of the Enemy in Front and Flank</i>	51
<i>Retire in two Lines</i>	53
<i>Attack of Infantry</i>	55
<i>The Regiment retires in two Columns from the Flanks</i>	56
<i>The Regiment passes a Defile, and forms in Line of Divisions</i>	57
<i>Attack to the Front, and form four Squadrons</i>	58
<i>Words of Command in Part I.</i>	59 to 66
<i>Words of Command in Part II.</i>	67 to 84

T A B L E

EXPLAINING THE
SEVERAL FIGURES, MARKS, &c.

THE STANDARD, denotes the Front.

POINTED ARROW—the Direction of Movement.

DOTTED LINES—the March of different Bodies.

BLUNTED ARROW—the Markers necessary to
determine the Wheel, &c. &c.

MOUNTED FIGURES—the new Direction and
Position in Line.

SQUARE DOTS—Squadron Officers.

ROUND DOTS—Division Leaders.

T A B L E - E

EXPLAINING THE

SEVERAL FIGURES, MARKS, &c.



The Standard denotes the True
 Pointed Arrow—the Direction of Movement
 Dotted Lines—the March of distant Bodies
 Pointed Arrow—the Marches necessary to
 determine the Wheel &c. &c.
 Pointed Figures—the new Direction and
 Position in Line
 Square Dot—Spurious Officers
 Round Dot—Division Leaders

PART I.

AN ELUCIDATION
OF
SEVERAL PARTS
OF
HIS MAJESTY'S REGULATIONS
FOR THE
FORMATIONS AND MOVEMENTS
OF
CAVALRY.

PART I.

AN ELUCIDATION

OF

SEVERAL PARTS

OF


HIS MAJESTY'S REGULATIONS

FOR THE


FORMATIONS AND MOVEMENTS

OF

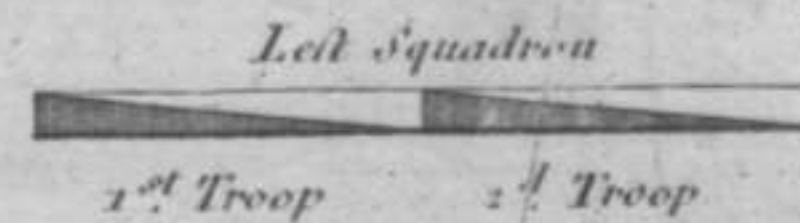
CAVALRY.



One Squadron




Four Squadrons one Regiment.

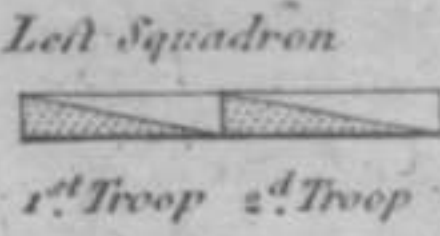
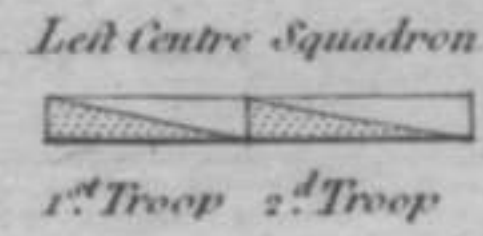
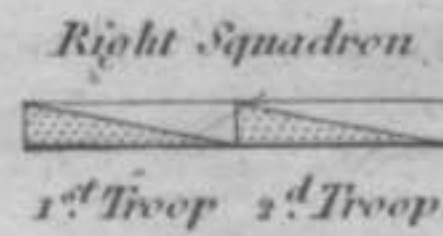


Two or more Regiments one Line.

Regiment on the Right.



Regiment on the Left.



*Construction of the Squadron, Regiment
and Line.*

THE SQUADRONS OF CAVALRY are composed
each of two troops.

REGIMENTS are composed of two or more
SQUADRONS.

A LINE is composed of two or more REGI-
MENTS.

Vide Cavalry Regulations, page 1.

Each half squadron told off
by three, beginning at the
standard (exclusive) and tel-
ling off to each flank of the
squadron.

RIGHT AND
LEFT FILES

Each half squadron told off
by alternate files, beginning at
the standard (exclusive) and
proceeding to each flank of
the squadron.

RIGHT AND
LEFT FILES

The squadron being formed, the officer com-
manding the squadron will proceed to tell it off
by two or half squadrons;—by four or divisions.

B

Tellings

He

Tellings off in Squadron.

Cavalry Re-
gulations,
Section 2.

A SQUADRON is composed of two TROOPS.

HALF SQUADRONS. } The squadron divided into two equal parts.

DIVISIONS. } Each half squadron divided into two equal parts.

SUB-DIVISIONS. } Each division divided into two equal parts.

RANKS BY THREES. } Each half squadron told off by threes, beginning at the standard, (exclusive) and telling off to each flank of the squadron.

RIGHT AND LEFT FILES. } Each half squadron told off by alternate files, beginning at the standard, (exclusive) and proceeding to each flank of the squadron.


The squadron being formed, the officer commanding the squadron will proceed to tell it off by two, or half squadrons;—by four, or divisions.

He

The Tellings off of a Squadron for Manœvre.

One Squadron

The Tellings off are



By Half Squadrons




Divisions



Sub Divisions




Ranks by Threes



Right and Left Files





He then places a serjeant, covered by a corporal or dragoon, on the right of each of the four divisions, except that on the right. After which he tells off each half squadron by ranks of threes, and each half squadron by alternate files right and left, beginning from the standard (exclusive) and telling off to each flank. Observing always, that the file on the right of the standard is to be told a left file, and that on the left of the standard a right file.

Where the strength of the squadron admits of each *division* being told off exactly into *threes*, it is an eligible circumstance; but at any rate care must be taken that the *center* divisions divide exactly by *threes* (and their flank serjeants be posted accordingly) although the flank divisions do not, and are thereby a file or two stronger or weaker. If there is at last a two or a four on either flank, it must so remain, as in the most advantageous situation for aiding the wheels.

The squadron is also told off in sub-divisions, each being the half of a division.

When the *squadron is formed*, the officers and non-commissioned officers are placed in the following order.

The first piece a serjeant covered by a corporal or dragoon, on the right of each of the four *Officers and Non-commissioned Officers posted in Squadron.*

Cavalry Regulations,
Section 2.

Commanding Officer of the Squadron, { Advanced a horse's length before the standard.

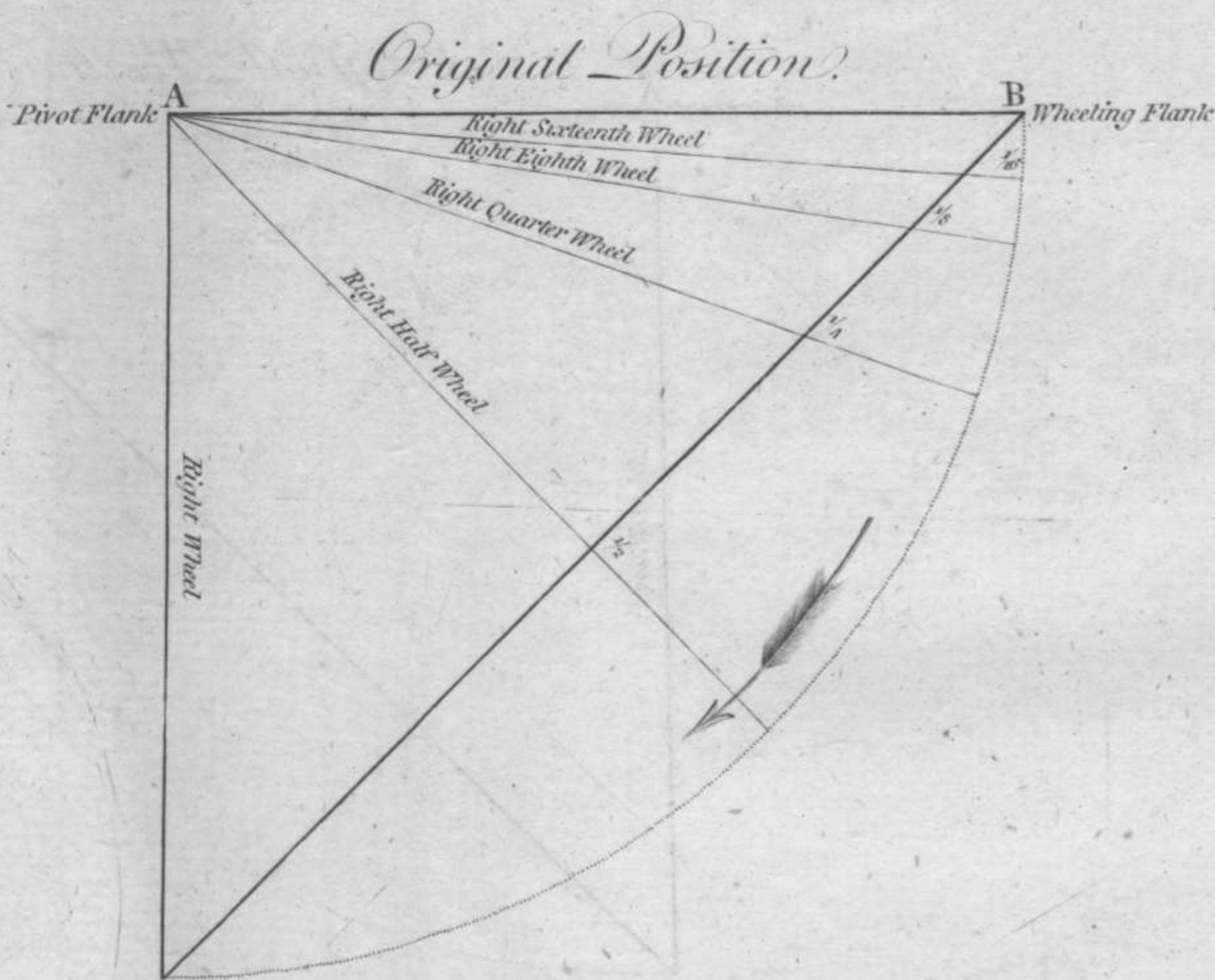
Two Officers, { One on each flank of the front rank, covered by a serjeant or corporal.

One Officer, { Carrying the standard in the center of the front rank, covered by a serjeant or corporal.

Three Serjeants, { One on the right of the front of each of the four divisions, except that on the right; and each covered by a corporal or dragoon.

The supernumerary, or ferrefile officers, and serjeants, with the quarter-masters and trumpeters, are in the rear.

The degrees of wheeling on a halted Pivot.



Wheeling on a Halted Pivot.

WHEELINGS of the squadron, or its parts, from the halt, are made on the flanks, except those of ranks by threes, which are made on the middle man of each three. Cavalry Regulations, page 22.

In wheeling to the right by half squadrons or divisions, the eyes must be turned to the wheeling flank B; and at the word *Halt! Dress!* (which is given when the wheel is completed,) the eyes are then turned to the pivot, or standing flank A, from whence the officer corrects the line.



Wheeling on a Moveable Pivot.

Cavalry Re-
gulations,
page 23.


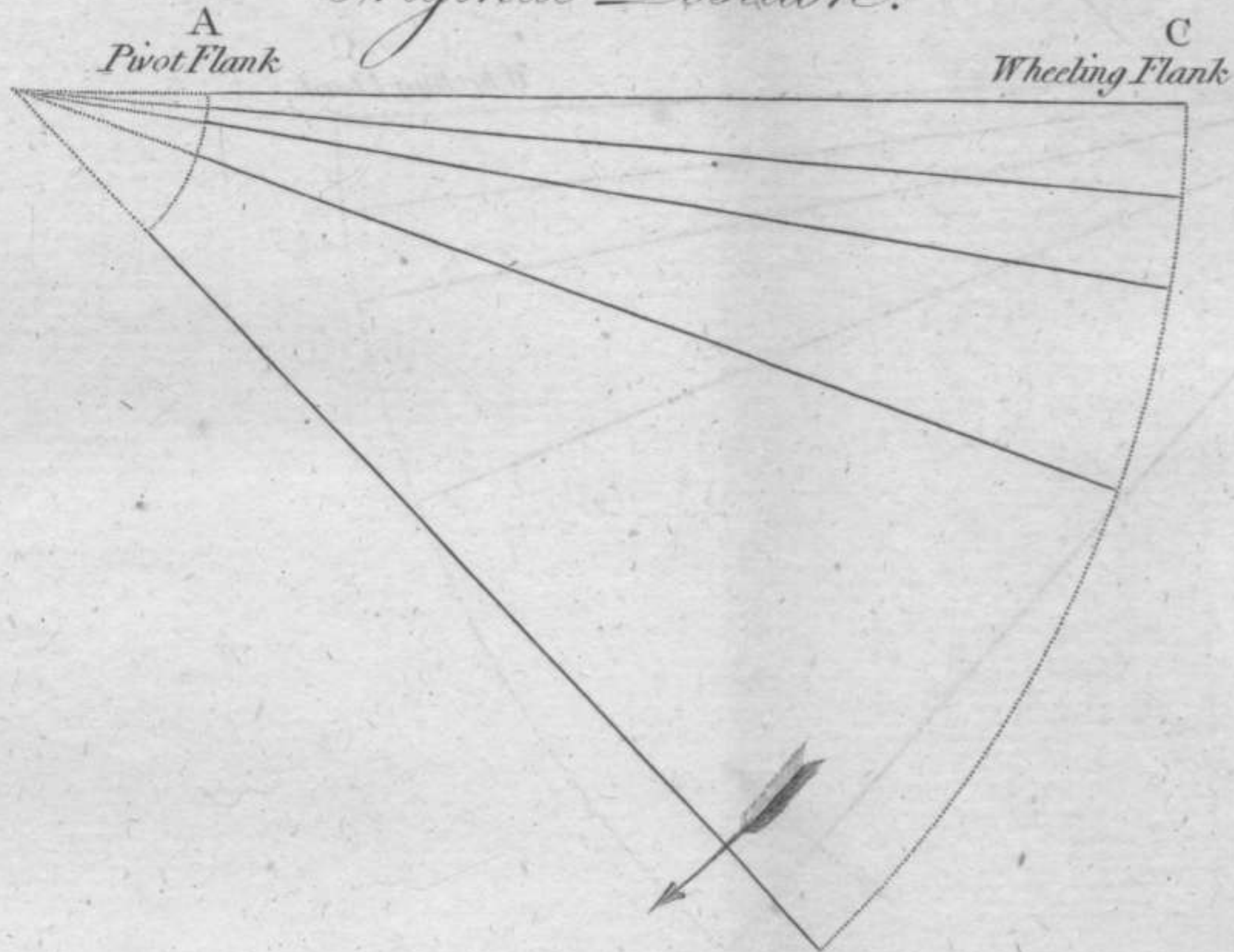
WHEN changes of direction are made on a moveable pivot, both flanks are kept in motion.

The directing flank describes a greater or smaller circle according to the hand to which the change is made.

During the change to either hand, the whole continue to look to the directing flank, which is never to alter the rate of the then march; and the other flank quickens or slackens its movement to correspond with it.

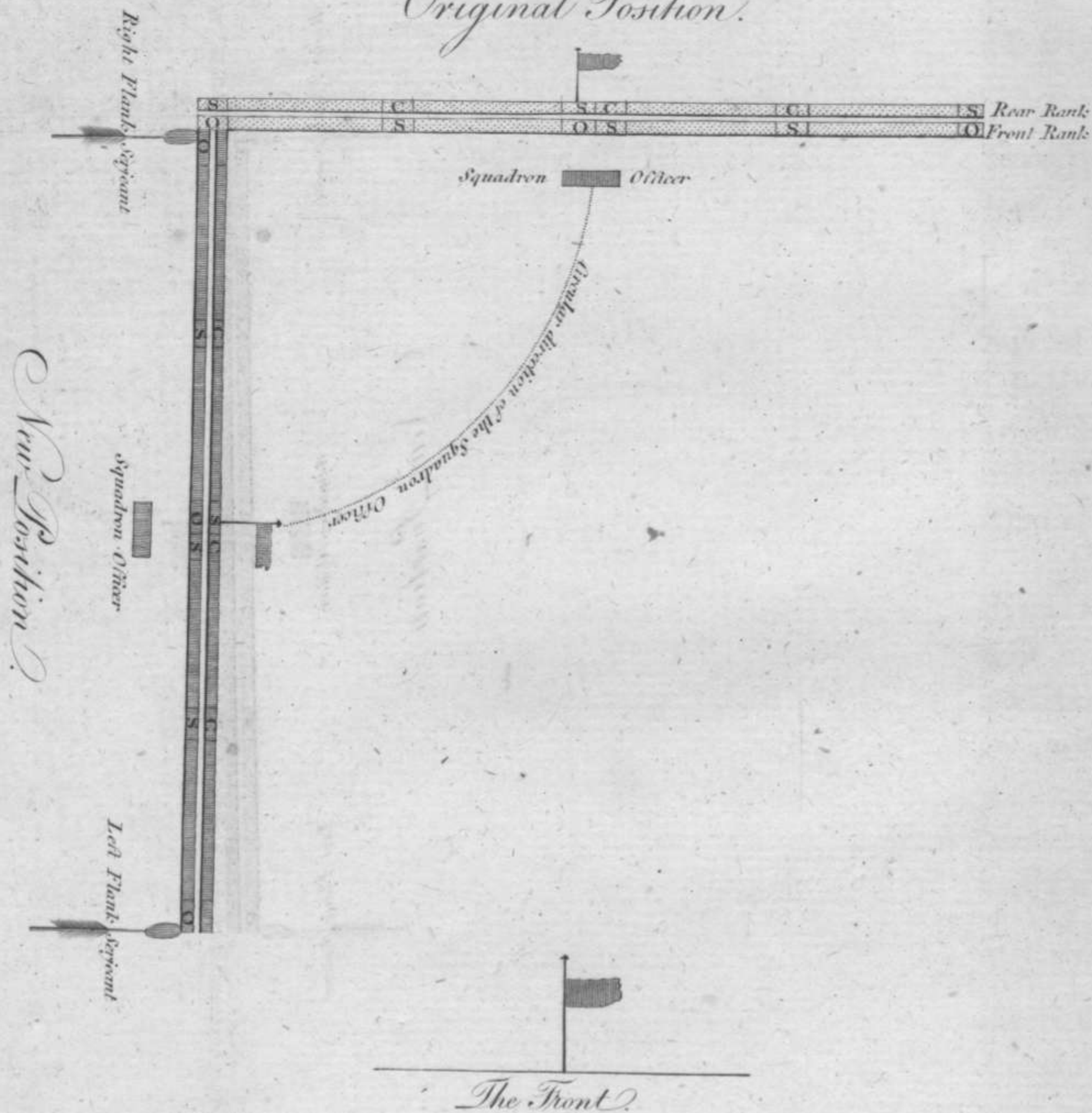
Changes of Direction on a Moveable Pivot.

Original Position.



Squadron. to the Right Wheel.

Original Position.



The Wheeling of a Squadron.

IN wheeling a squadron, the front rank dresses to its centre; and the rear rank to the wheeling flank.

Cavalry Regulations,
page 20.

The squadron officer directs the wheel of the squadron, by making the circle on the standing flank man:—and it should be his particular care, to regulate his pace, so as not to oblige the wheeling flank to exceed a moderate gallop.

When the wheel is completed, the squadron receives from its commanding officer, the words *Halt! Dress!* when the whole will halt and dress by the centre.

Wheeling by Half Squadrons to the Right.

Breaking off
by half squa-
drons to the
right.

IN wheeling by half squadrons, to the right, the serjeant covering the officer on the right flank in figure H gives the square of the wheel to the right half squadron.

Cavalry Re-
gulations,
Section 24.

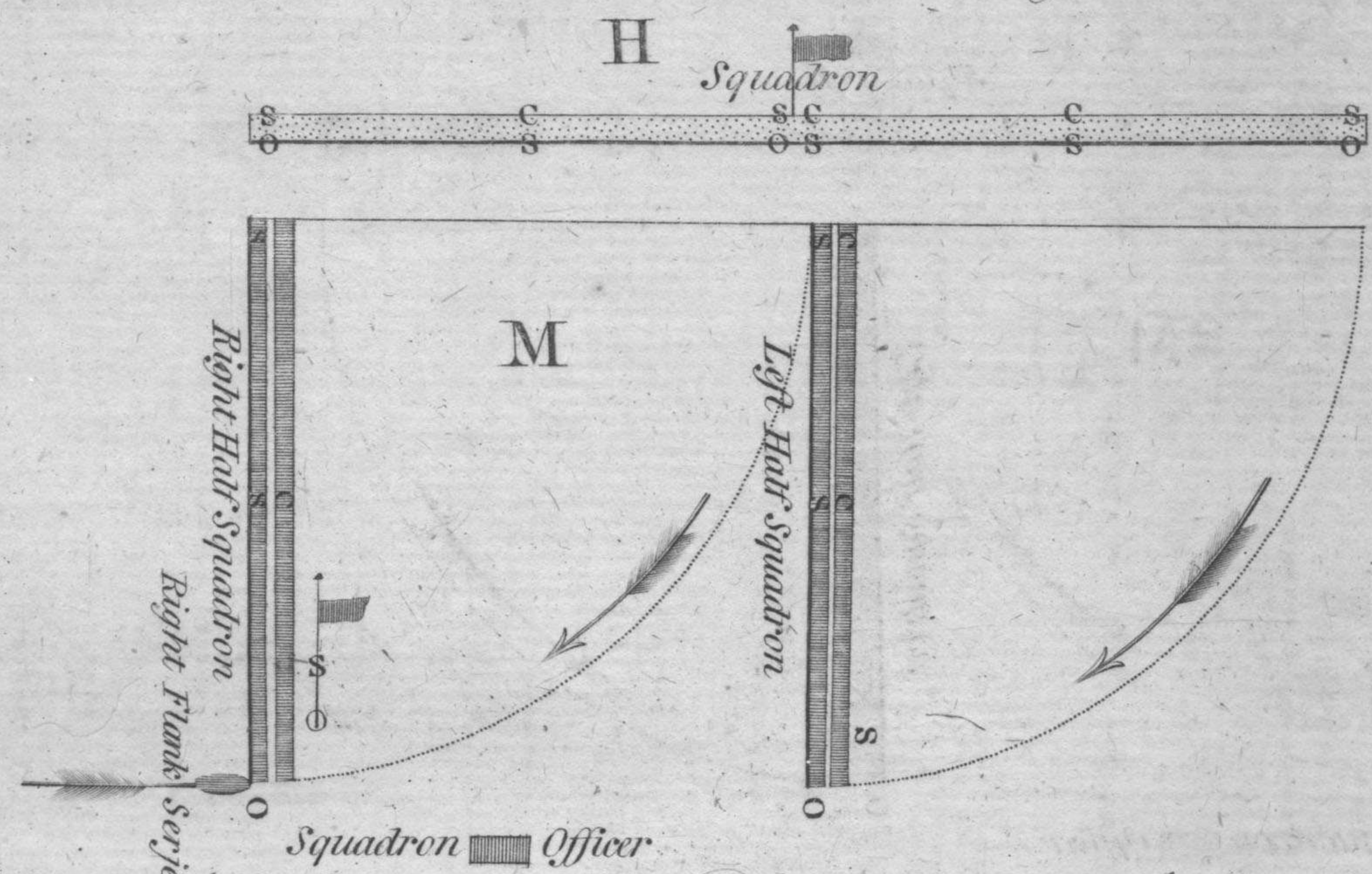
The officer remains on the right flank of his half squadron, in order that he may halt and dress from that point, it being the pivot.

The officer on the left flank will remove for the same purpose, from the left to the right of his half squadron.

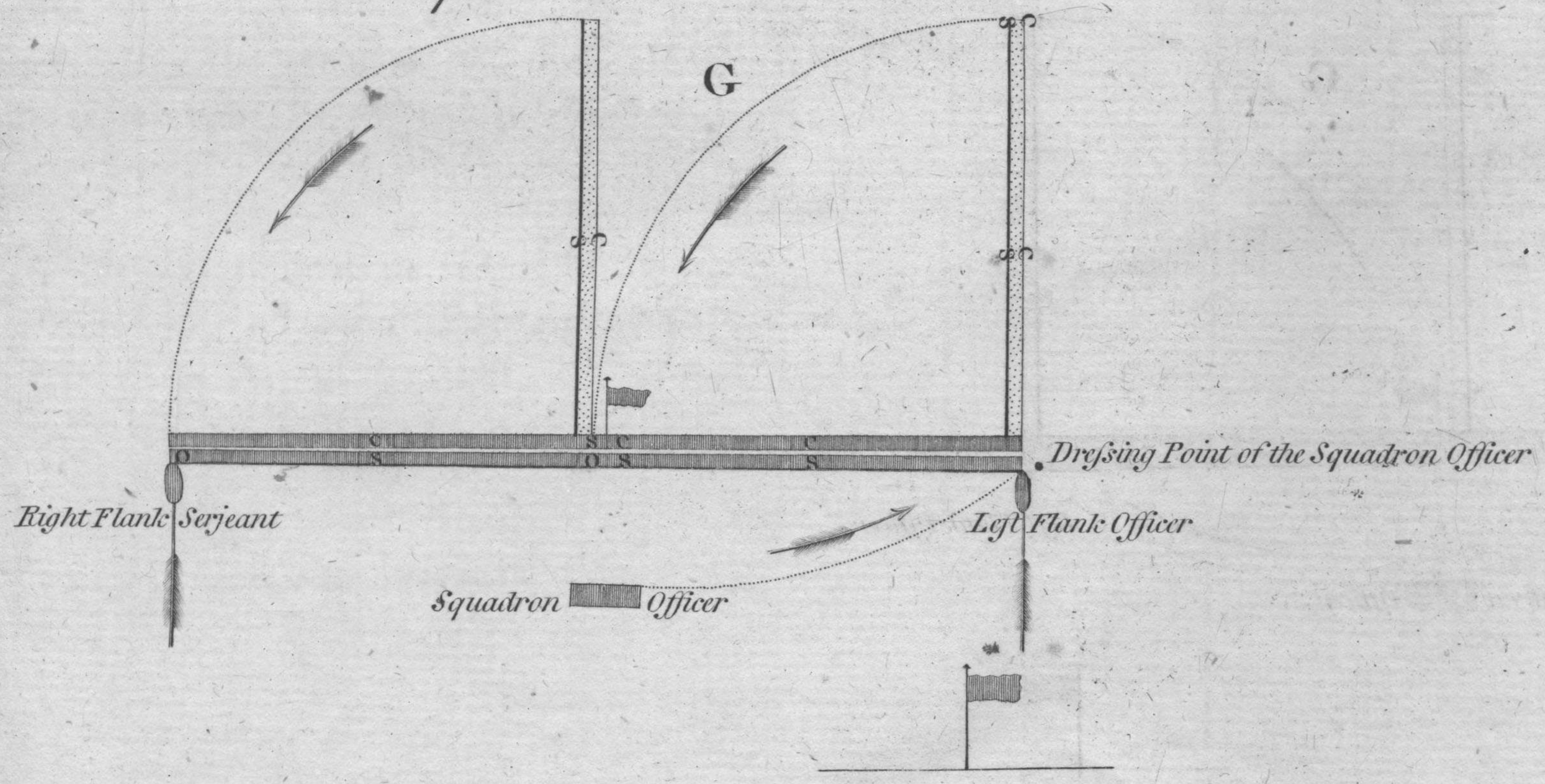
After the wheel is completed, and both half squadrons dress, the officers will shift by the rear to the left of their half squadrons, as in figure M, giving the words *Eyes left*;—The serjeant who marked the wheel is to occupy the officer's place on the right flank.

The standard officer is to cover the second file from the left, in the rear of the right half squadron, and his serjeant will cover the third.

Half Squadrons. To the Right Wheel.



Left Wheel in to Line.



Note sculp 58 and

B
b
d
r

C
c
m

The left flank serjeant covers the second file to the rear of the left half squadron.

N. B. In wheeling or breaking off to the right, the covering and dressing is, when in column, invariably, to the left.

Wheeling to the Left into Line.

BEING ordered to wheel into line, the right flank serjeant of figure G marks the square of the wheel, and the officer on the left turns his horse facing his own half squadron.

Half Squa-
drons wheel-
ed into Line.
Vide Section
35, Page 98.

When the wheel is completed, the squadron officer goes to the left flank and dresses his squadron, if necessary, by the two points thrown out for that purpose.

The standard resumes its station in the centre; and the officer, commanding the right half squadron, takes his post on the right.

Wheeling by Half Squadrons to the Left.

IN wheeling by half squadrons to the left, the
 Breaking off by half squadrons to the left. serjeant covering the officer on the left flank, in figure L, gives the square of the wheel to the left half squadron.

The officer will remain on the left flank of his half squadron, in order that he may halt and dress from that point; it being the pivot.

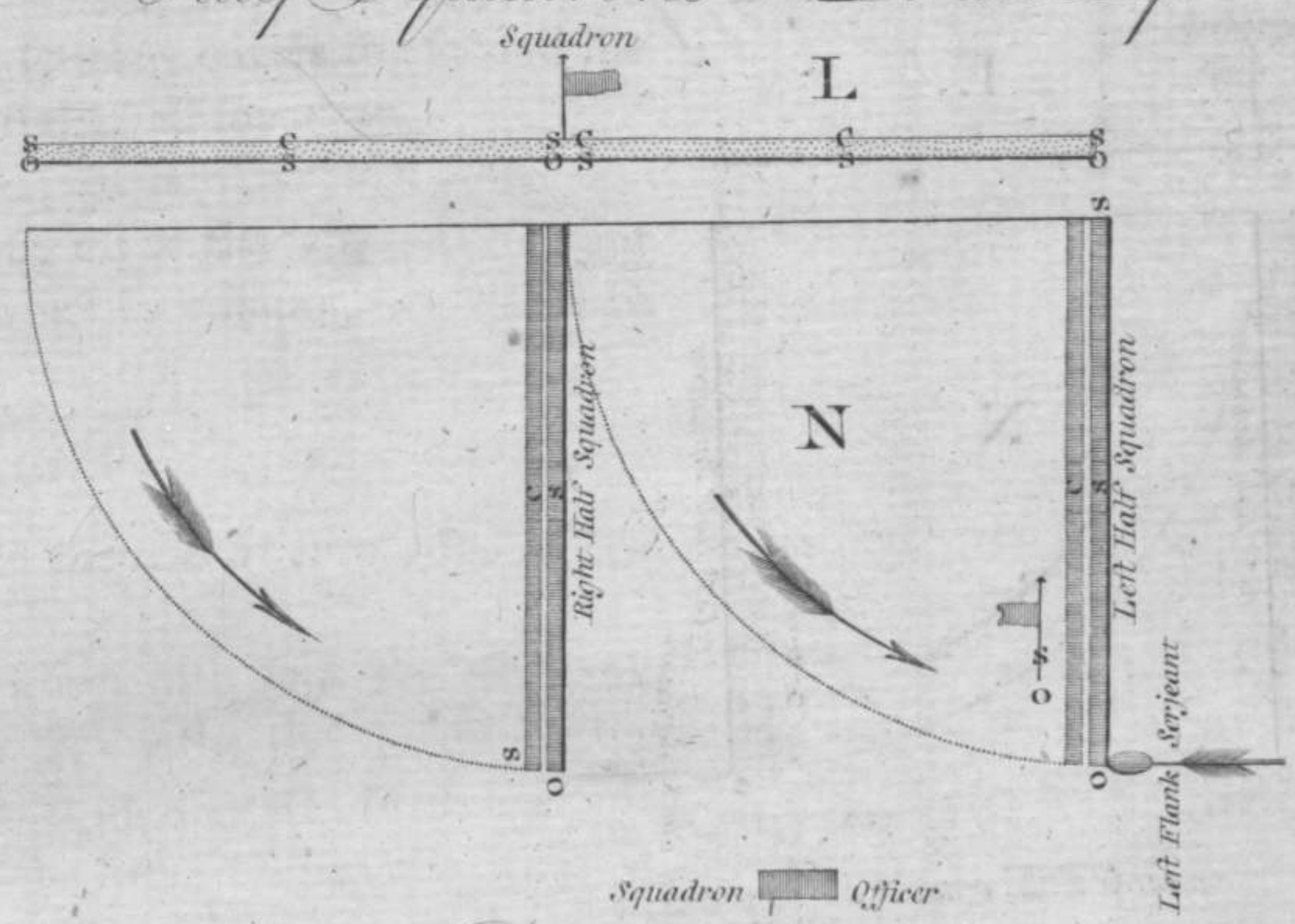
The officer on the right flank will, for the same purpose, shift from the right of the squadron, to the left of his half squadron.

Both half squadrons being dress'd, after the wheel, the officers will remove by the rear to the right of their half squadrons, as in figure N, giving the words, *Eyes Right*.

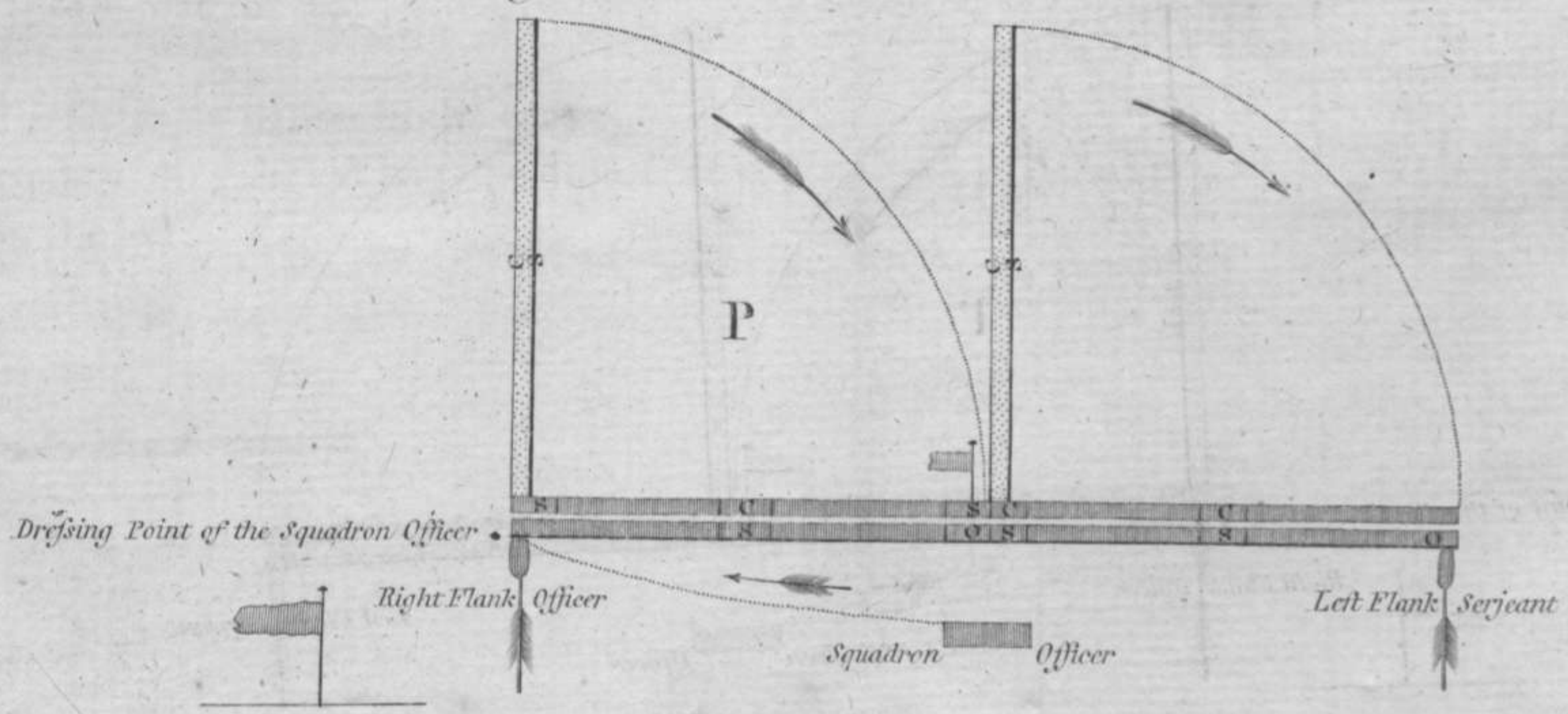
The serjeant who marked the wheel occupies the officer's place on the left.


The standard officer covers the second file from the right in the rear of the left half squadron, and his serjeant the third.

Half Squadrons To the Left Wheel.



Right Wheel into Line.





The right flank serjeant covers the second file to the rear of the right half squadron.

N. B. In breaking off to the left, the covering and dressing is, when in column, invariably to the right.

Wheeling to the Right into Line.

HAVING to wheel into line, the left flank serjeant of figure P, marks the square of the wheel, and the officer on the right turns his horse facing his half squadron. When the wheel is completed, the squadron officer goes to the right flank, and dresses his squadron, if requisite, by the two points thrown out for that purpose.

Half squadrons wheeled into line.

Cavalry Regulations, page 21.

The standard resumes its station in the centre, and the officer commanding the left half squadron takes his post on the left.

Wheeling by Divisions to the Right.

Breaking off
by divisions
to the right.

WHEN a squadron breaks off to the right by divisions, the serjeant covering the officer on the right flank of figure B, gives the square of the wheel to the right division, which is sufficient to direct the other remaining three divisions.

The officer on the right, and the serjeants belonging to the two centre divisions, will remain on the right of their divisions, in order to halt and dress from the pivot flank.

The officer on the left flank will, for the same purpose, remove, to the right of his division.

The divisions being dress'd after the wheel, the officers, and serjeants of the centre divisions are to shift by the rear, to the left flank of their respective divisions, as exprest in figure D, giving the words *Eyes, Left.*

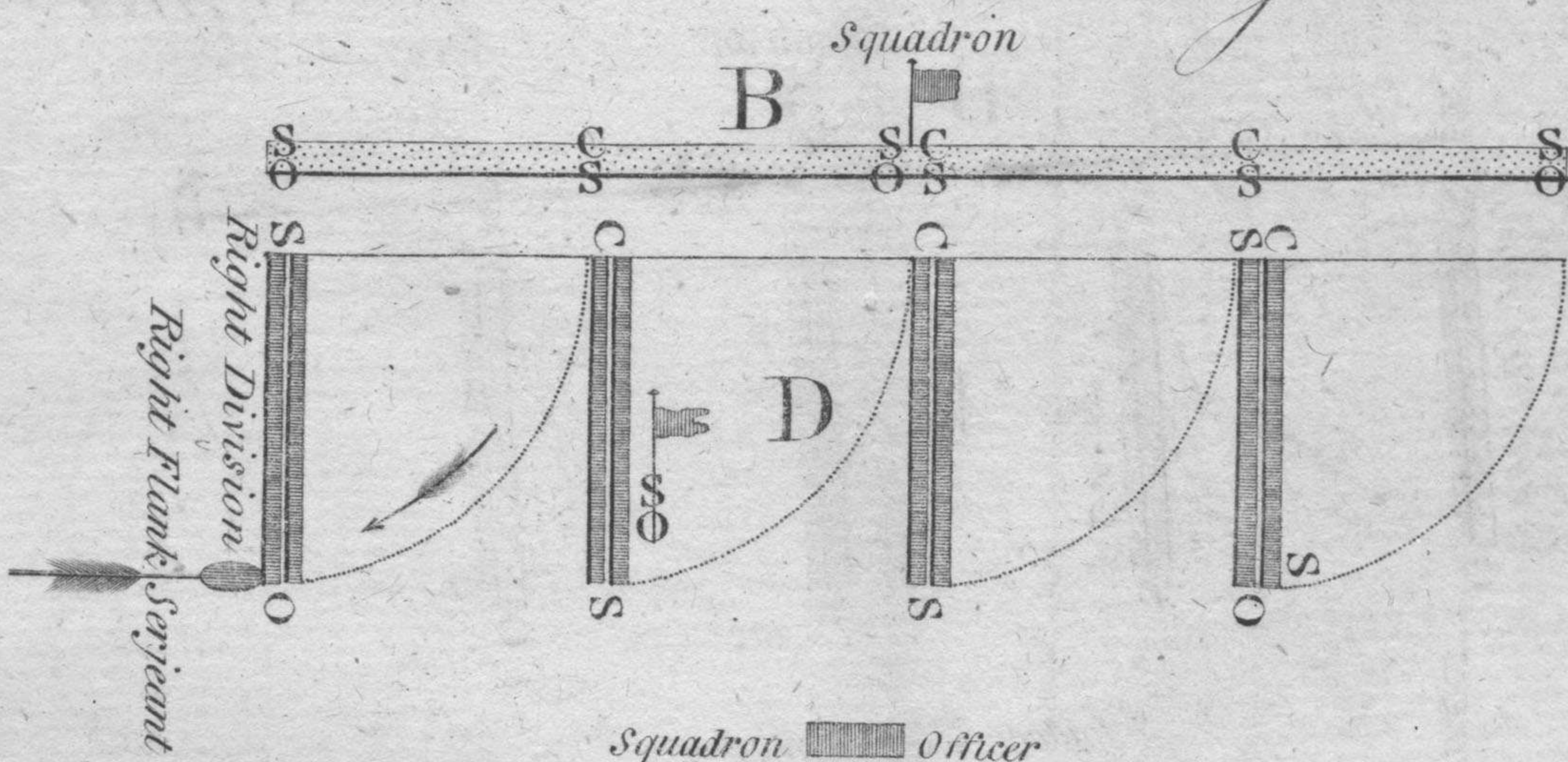
The serjeant who marked the square of the wheel, occupies the officer's place on the right.

The corporal in the right centre division, occupies the serjeant's place on the right; and the corporal in the left centre division does the same.


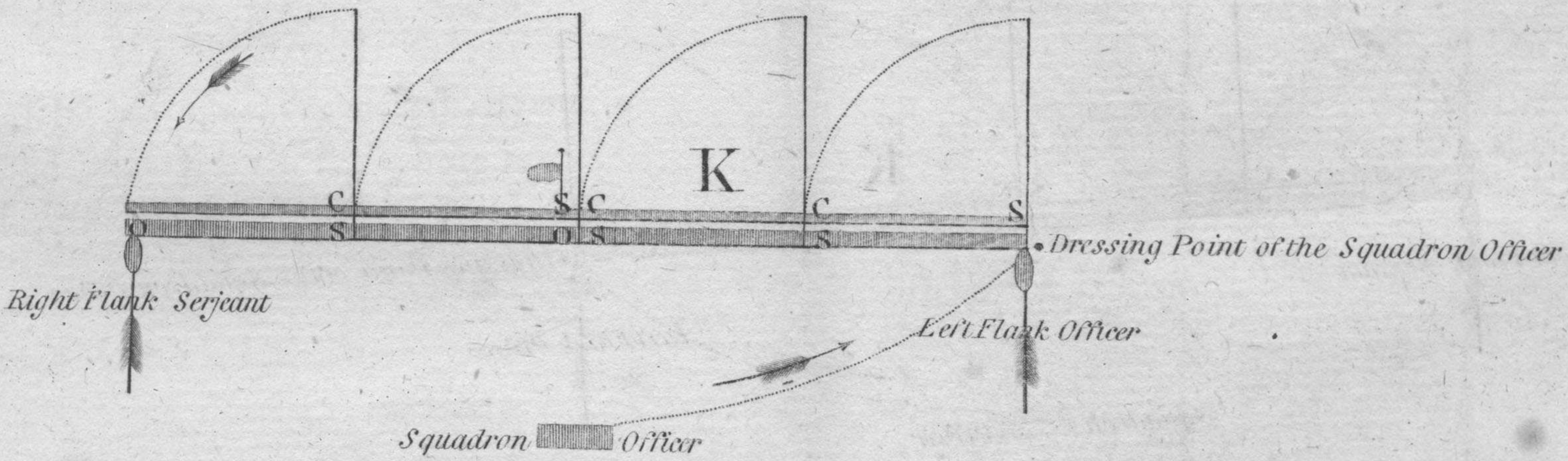
The


1st P. 20

Divisions To the Right Wheel.



Left Wheel into Line.





The standard officer, and serjeant, cover the second and third files, in the rear of the second division—Whilst the left flank serjeant covers the second file to the rear of the left division.

Wheeling to the Left into Line.

IN wheeling into line, the right flank serjeant of figure K marks the square of the wheel, and the officer on the left turns his horse facing his own division.

Divisions
wheeled into
line.

When the wheel is completed, the officers and non-commissioned officers resume their proper places in squadron, (the two markers excepted) who remain facing the squadron till the whole is dressed, which the squadron officer will direct from the left flank.



Wheeling

Wheeling by Divisions to the Left.

Breaking off
by divisions
to the left.

WHEN a squadron breaks off by divisions to the left, the left flank serjeant of figure L marks the wheel; the officer on the left of the squadron remains to dress his division from the pivot flank.

The officer on the right, and the serjeants of the two centre divisions will, for the same purpose, remove to the left of their divisions.

The divisions being dressed after the wheel, the officers and non-commissioned officers commanding divisions, are to shift to the right flank, as expressed in figure F, repeating the words *Eyes Right*.

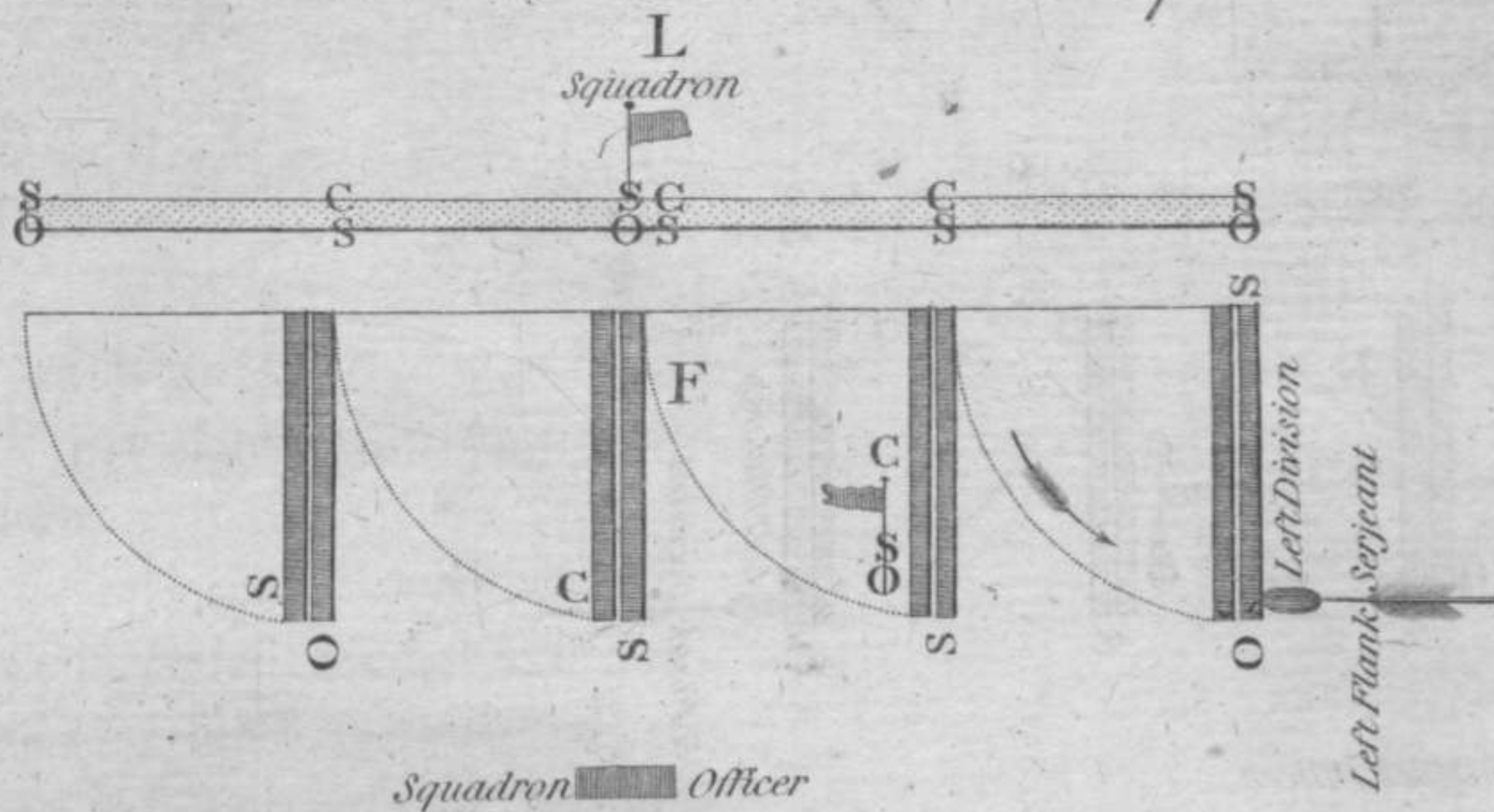
The left flank serjeant occupies his officer's place on the left.

The standard and serjeant cover to the rear of the left centre division.

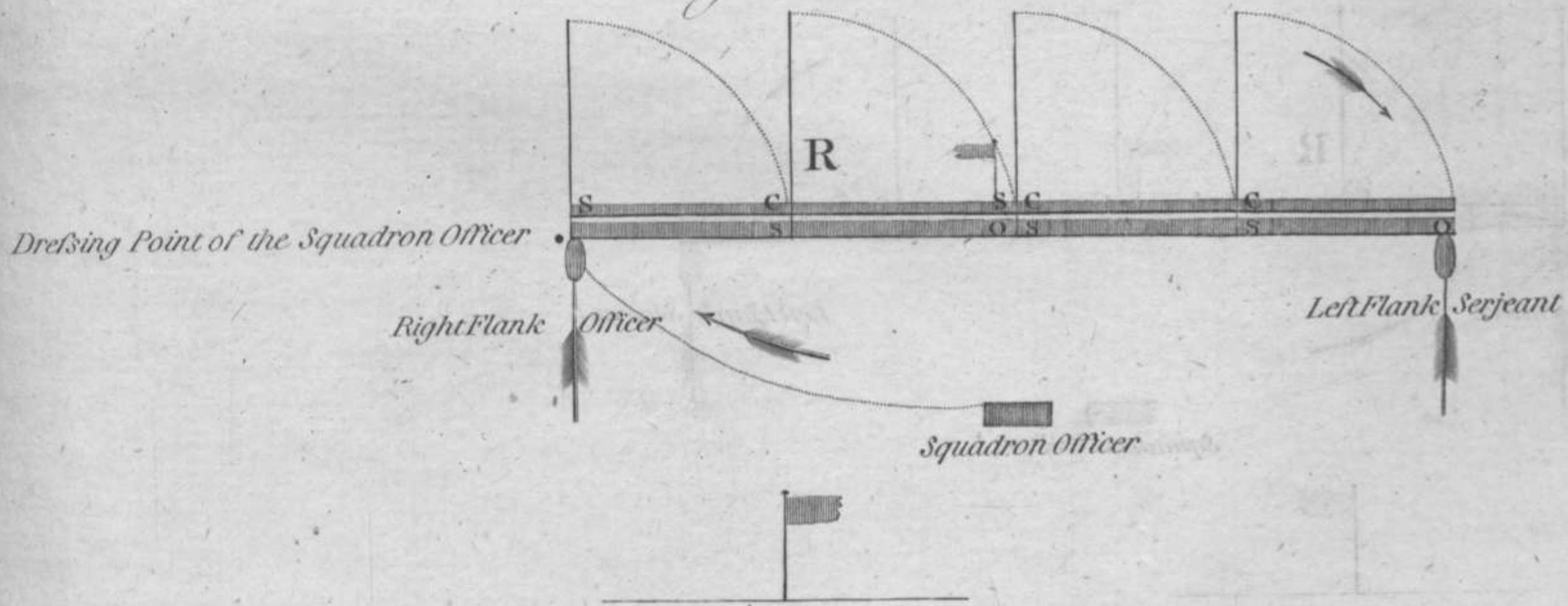
The corporal of the left centre division takes post to the left of the standard serjeant, whilst the corporal of the right centre division, and serjeant to the right of the squadron, cover the third file in the rear of their respective divisions.


Wheeling

Divisions To the Left Wheel.



Right Wheel into Line.





Wheeling to the Right into Line.

TO wheel into line, the serjeant on the left of the squadron of figure R marks the wheel, and the officer on the right flank turns his horse facing his own division.

Divisions
wheeled into
line.

When the wheel is completed, officers and non-commissioned officers (the markers excepted) resume their proper posts in squadron, and the squadron officer corrects the line from the right.

Wheeling

Wheeling by Sub-divisions to the Right.

Breaking off
by sub-divi-
sions.

NO marker is requisite to direct the wheel in breaking off by sub-divisions, as with the small front it presents, the point of direction is easily ascertained.

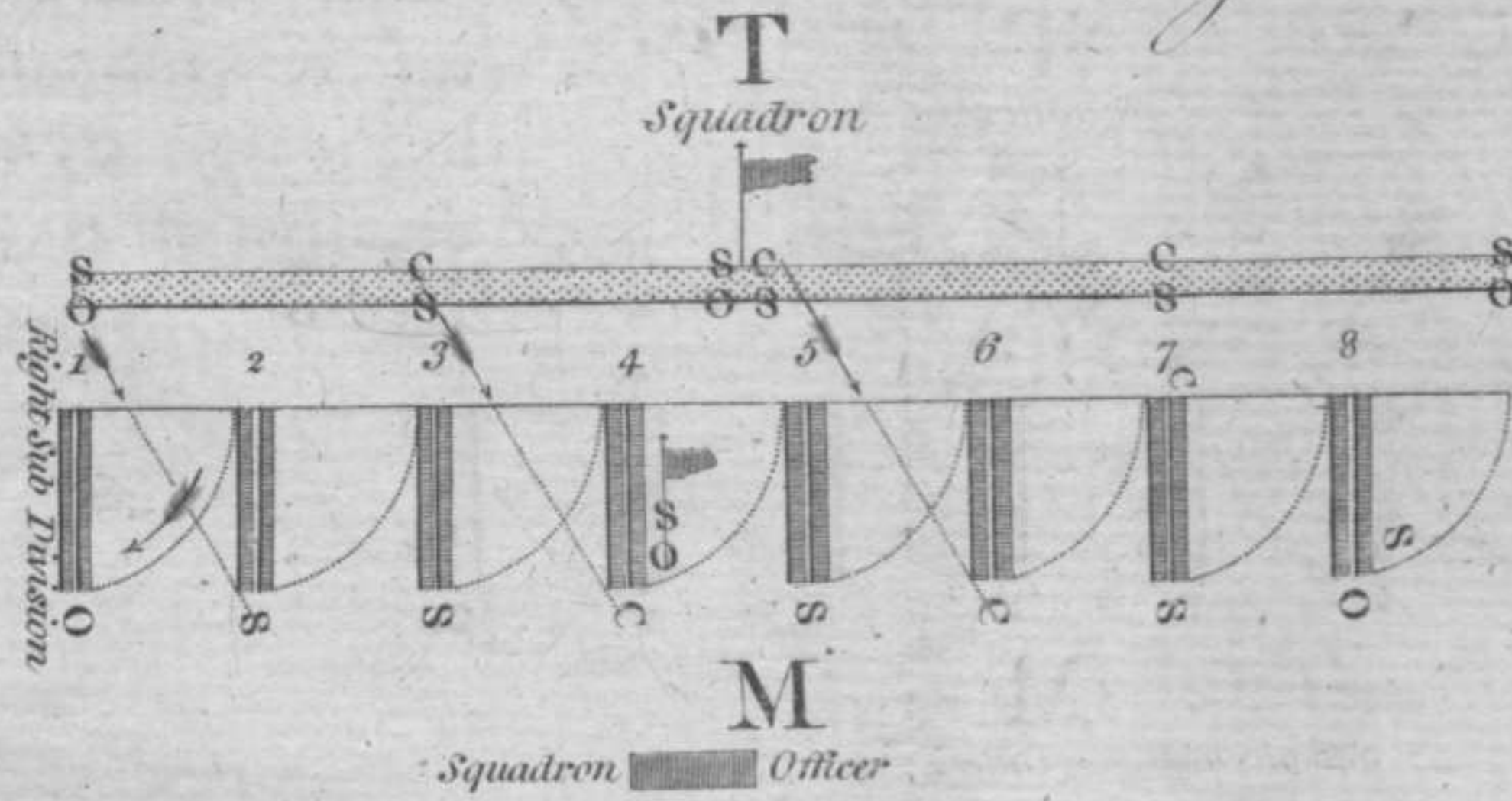
In wheeling to the right, the leaders of sub-divisions are to post themselves on the right of their sub-divisions, in order to halt and correct the dressing after the wheel is made; which having done, they will shift to the left flank, and repeat the words *Eyes Left*.

In figure M the officers and non-commissioned officers will be found posted to the command of sub-divisions, in the following order.

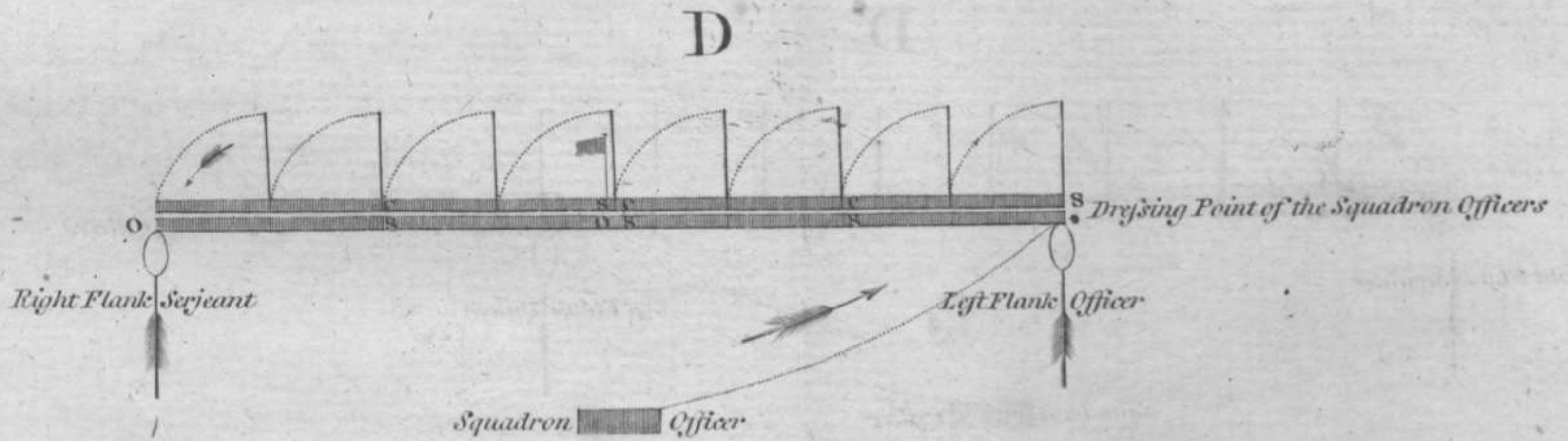
The officer on the right of the squadron, as represented in figure T, leads the first sub-division; his covering serjeant the second; a serjeant from the centre of the right half squadron conducts the third; and his covering corporal the fourth. The serjeant, from the right of the left half squadron leads the fifth sub-division; his covering corporal the sixth; a serjeant from the centre of the left half squadron conducts the seventh, and the officer from the left of the squadron leads the eighth.

The


Sub Divisions. To the Right Wheel.



Left Wheel into Line.



The standard and covering serjeant post themselves to the rear of the fourth sub-division; the left flank serjeant to the rear of the eighth, and the corporal of the seventh occupies the serjeant's place on the right of his sub-division.



Wheeling to the Left into Line.

IN wheeling into line, the serjeant who leads the second sub-division and the left flank officer mark the line, and the squadron is dressed from the left, by the squadron officer, as in figure D.

Sub-divisions wheel-
ed into line.



D

Wheeling

Wheeling by Sub-Divisions to the Left.

Breaking off
by sub-divi-
sions to the
left.

THE leaders of sub-divisions having, from the left flank, halted and dressed their sub-divisions, on the wheel, they will shift to the right, and repeat the words *Eyes Right*.

In figure B, the officers and non-commissioned officers will be seen posted as follows:

The officer on the right of the squadron, as represented in figure R, commands the first sub-division; his covering serjeant the second; a serjeant from the centre of the right half squadron leads the third, and his covering corporal the fourth; the fifth sub-division is commanded by the serjeant from the right of the left half squadron; his covering corporal leads the sixth; a serjeant from the centre of the left half squadron conducts the seventh; and the officer from the left of the squadron commands the eighth.

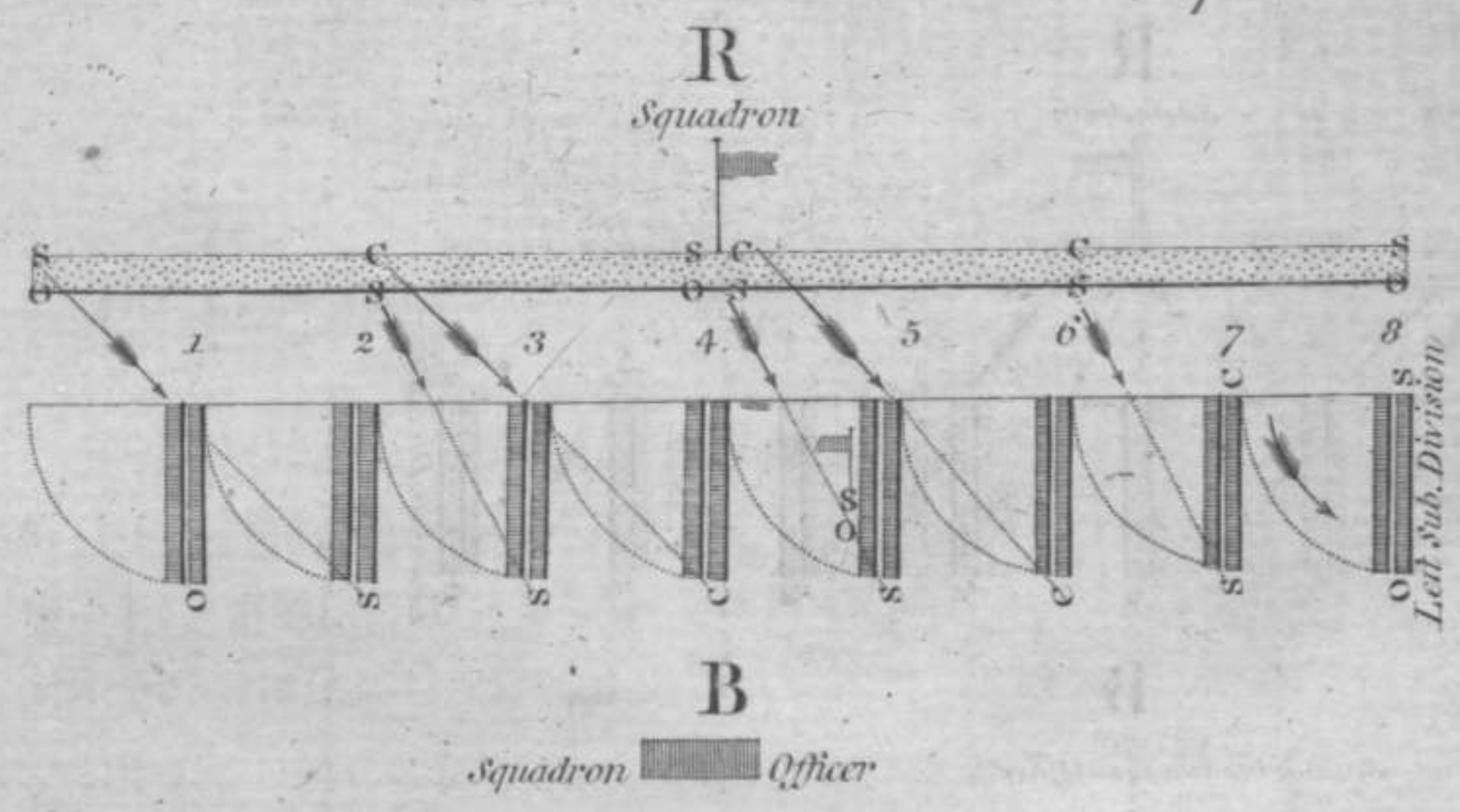
The standard and covering serjeant are posted to the rear of the fifth sub-division. The corporal belonging to the centre of the left half squadron, takes the left of the seventh sub-division; and, the left flank serjeant, the left of the eighth.

Wheeling

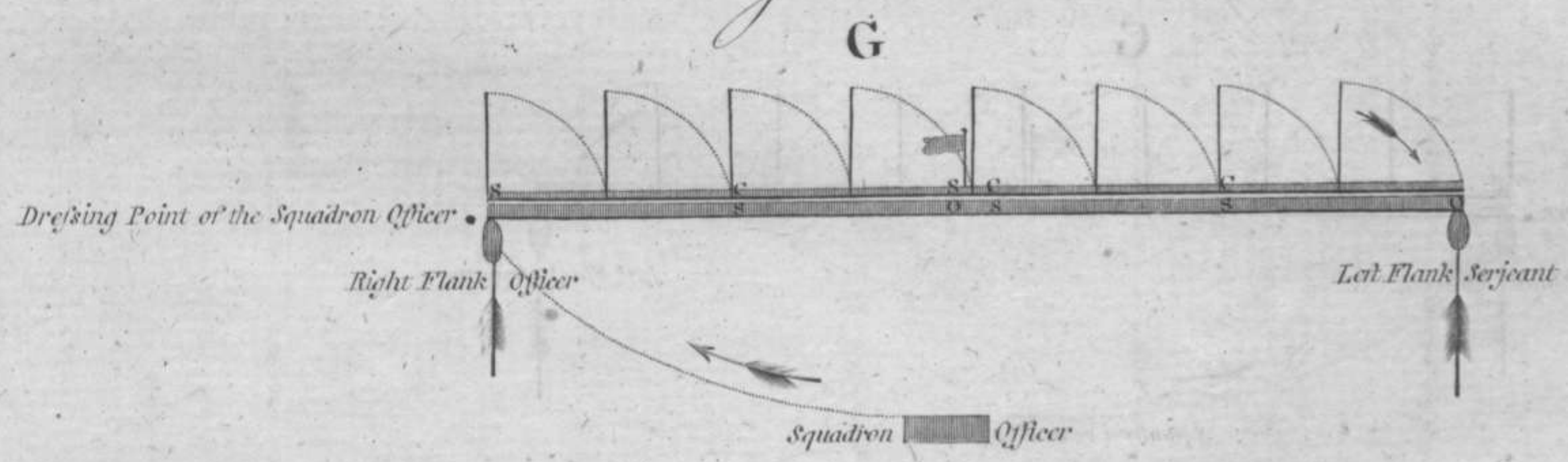
D

Wheeling

Sub-Divisions To the Left Wheel.



Right Wheel into Line.



E
b
f
l

Wheeling to the Right into Line.

ON wheeling into line, the serjeant from the left, and the officer on the right flank, mark the line; and the squadron officer dresses from the right, as represented in figure G.

Sub-divisions wheeled into line.

The standard and covering serjeant turn on their own centre; the officer on the right flank leads the column, the serjeant on the left sees that the left files cover correctly, whilst the non-commissioned officers told off in squadron, wheel in their respective divisions of threes.

The Squadron A being in column of ranks by threes, receives the word *March* from the squadron officer, when the officer conducting the column will lead on two objects perpendicular to his front. Having gained the position of parade, No. 1, the column is commanded to halt and wheel up; then each rank of threes wheels on

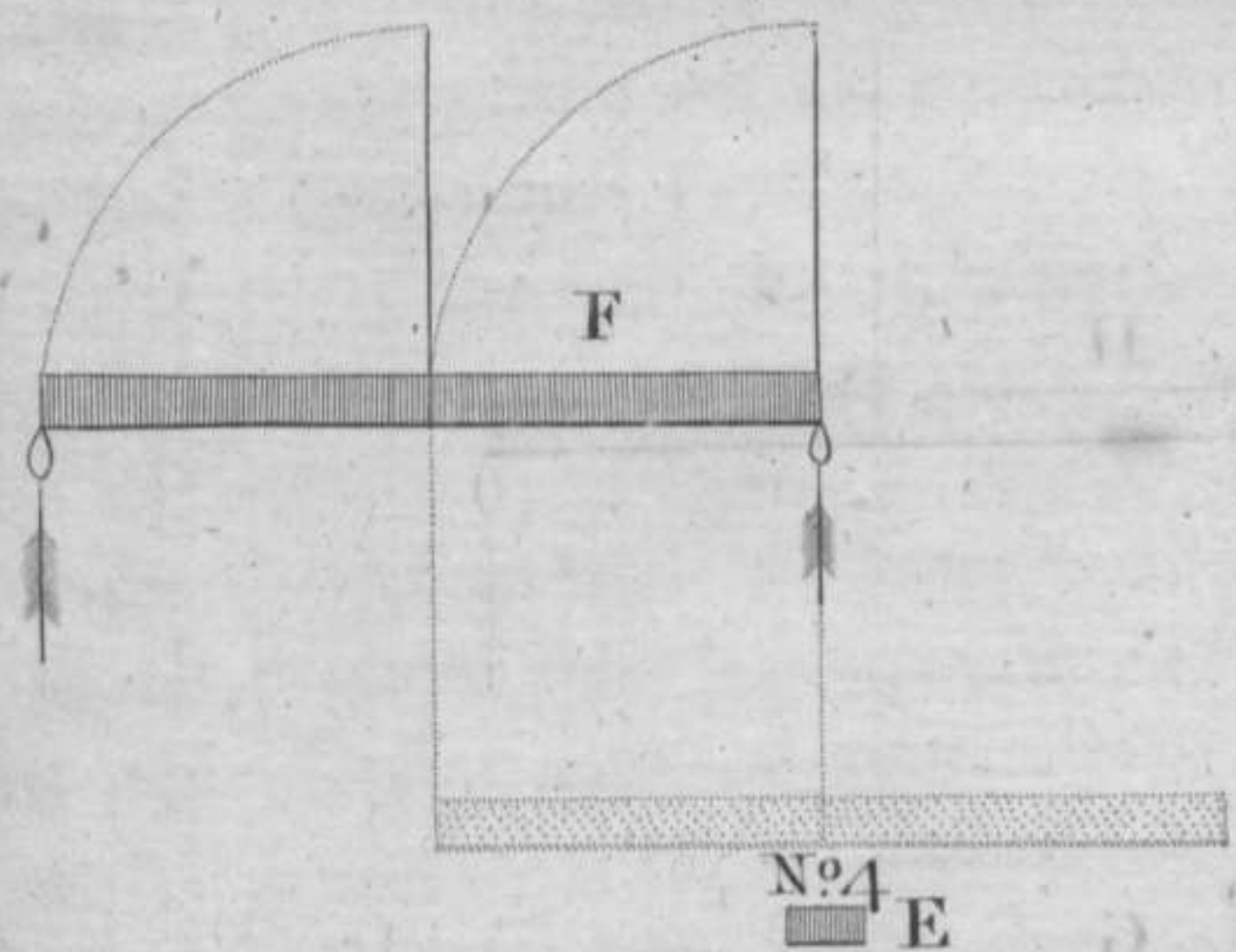
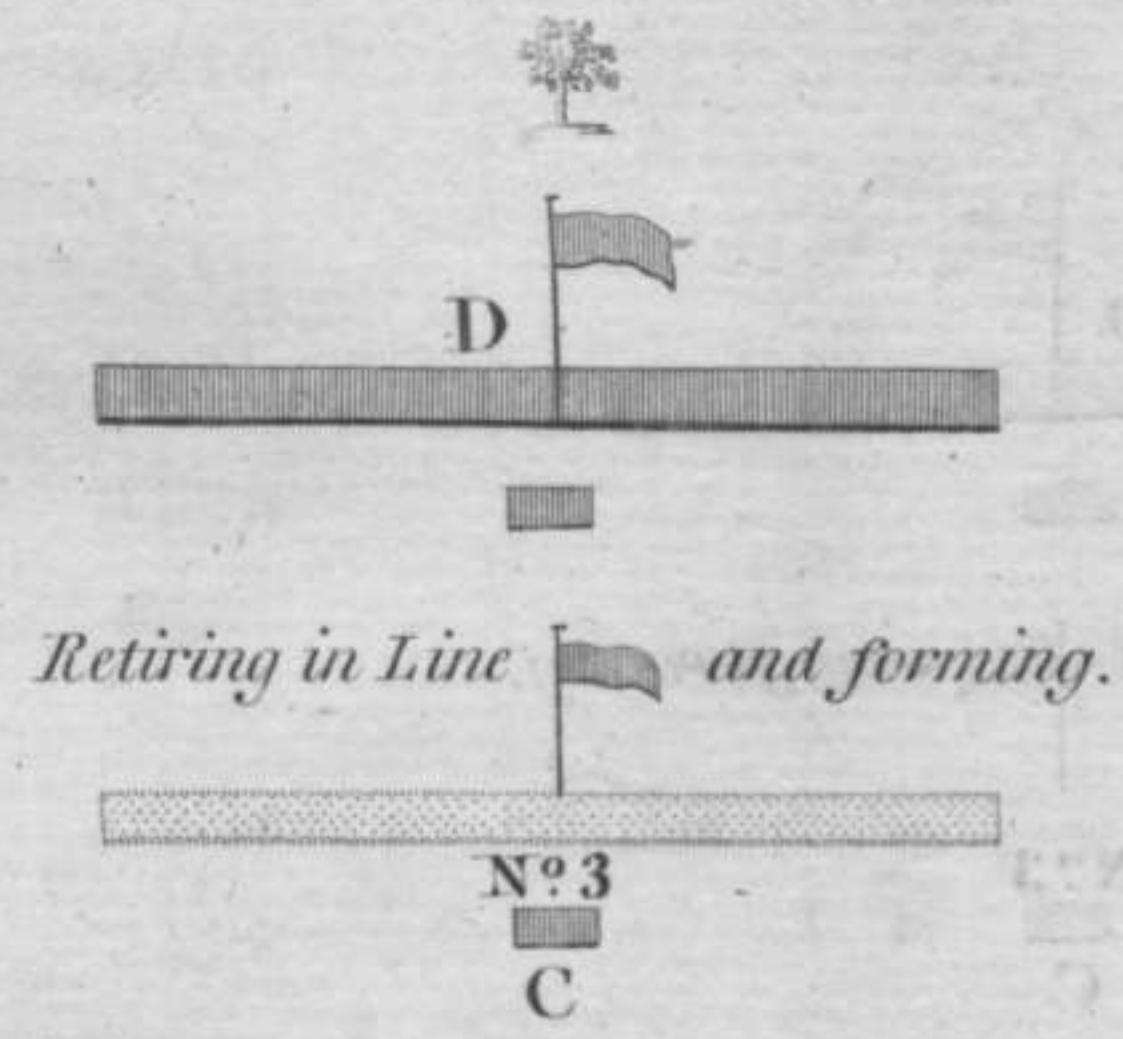
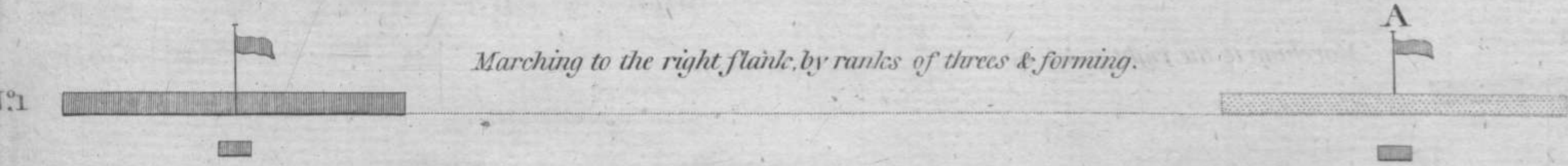
Movements in Ranks by Threes.

A squadron marches in ranks by threes to the right. Cavalry Regulations, p. 85 and 86.

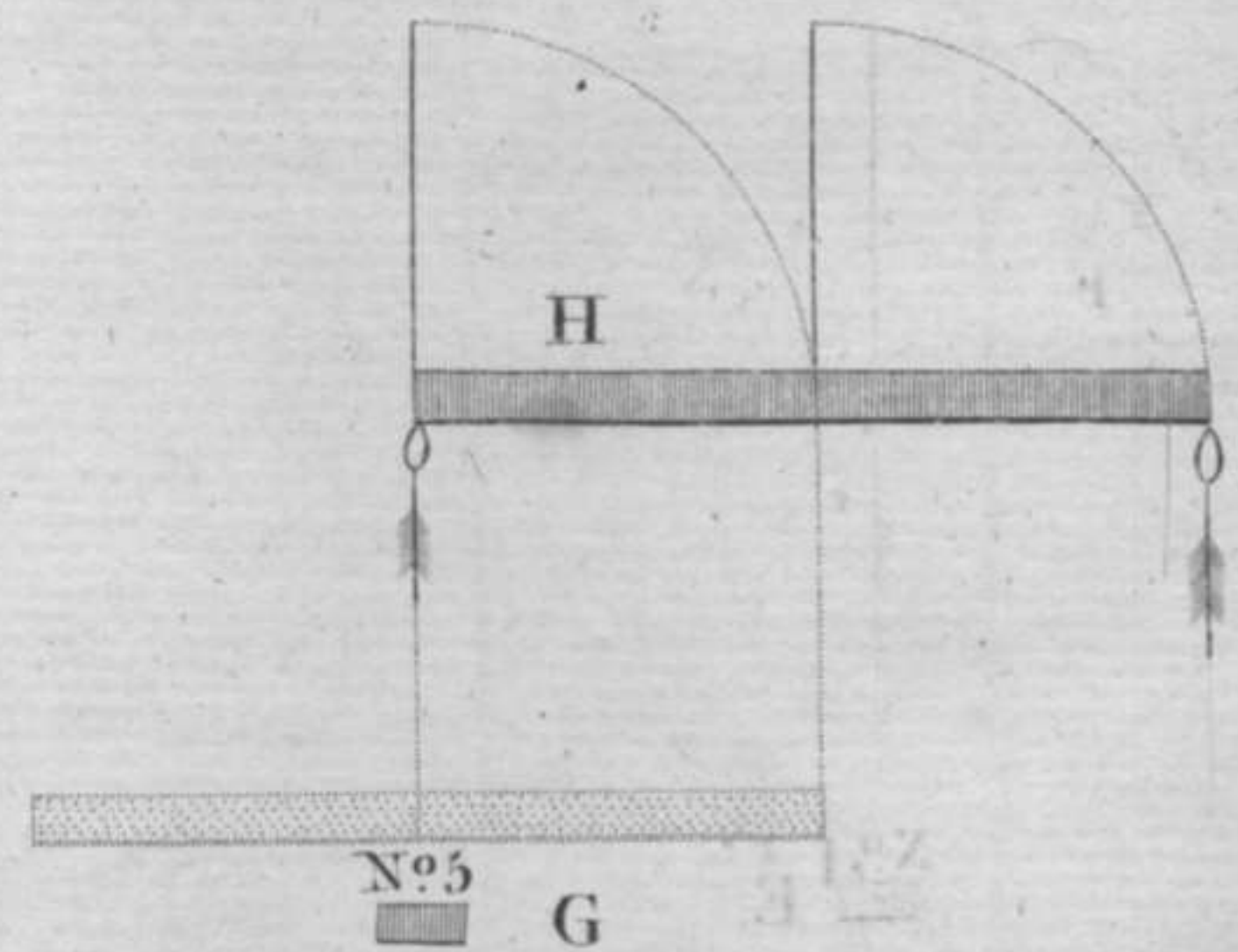

THE squadron A, is ordered to wheel ranks by threes to the right; at the word *March!* the front rank breaks into divisions of threes, and the rear rank does the same, by *each three* wheeling *on its own centre*: This throws the squadron into a column of *six men in front*. In the act of wheeling, the dressing of every three is to its own centre; when the wheel is completed, the words *Halt! Dress!* are given; then the dressing is to the left.

The standard and covering serjeant turn on their own centre; the officer on the right flank leads the column; the one on the left sees that the left files cover correctly, whilst the non-commissioned officers told off "in squadron, wheel in their respective divisions of threes.

The squadron A being in column of ranks by threes, receives the word *March!* from the squadron officer, when the officer conducting the column will lead on two objects perpendicular to his front. Having gained the position of squadron, No. 1, the column is commanded to halt and *wheel up*; then each rank of threes wheels on its



Retiring from the right of $\frac{1}{2}$ Squad^{ns} & forming.



Retiring from the left of $\frac{1}{2}$ Squad^{ns} & forming.

its centre into line; the squadron having formed, will dress to the standard.

The same principle is observed in breaking off by threes to the left, as pointed out for wheeling to the right by threes: when in column to the left, the dressing is to the right: the officer on the left flank leads the column; and the one to the rear attends to the covering of the files.

A squadron marches in ranks by threes to the left.

Having arrived in the position of squadron B, the column is ordered to *halt! wheel up!* when the squadron regains its former front by the evolution of threes.

The squadron C is wheeled, by ranks of threes, to the right about, in the execution of which the only difference from a flank movement is, that each three continues to wheel on its centre, till they arrive to the right about, whereby they describe the half circle in place of the quarter.

A squadron retires in line and forms to its original front.

When the squadron has completed the wheel, the squadron officer gives the words *Halt! Dress!* then the dressing is to the standard.

The squadron being required to take up the position of squadron D, it receives from the commanding

manding officer the word *March!* During the march the eyes are directed to the standard; the standard officer follows the leader of the squadron, at the distance of a horse's length, whilst the leading officer marches, at a steady pace, on two points perpendicular to his front; the commanding officer of the squadron follows in the rear of the centre, and having reached the position intended, he gives the words, *Halt! Front!* at which the squadron halts and wheels, ranks by threes, to the right about.

A squadron retires by ranks of threes, from the right of half squadrons, and forms.

The squadron E being warned to retire, by ranks of threes from the right of half squadrons; it is next ordered to wheel, by threes to the right, which when completed, the officer on the left flank shifts by the rear to the head of his half squadron in order to lead; and at the word *March!* each half squadron officer gives the words, *Left Shoulders forward!* to the leading rank, and as they gain the front intended, each gives the word, *Forward!* when they move perpendicular to their front.

The succeeding ranks of each half squadron go over the ground, and adopt under the same circumstances, the evolutions of their leading ranks.

The officers conducting their half squadrons to the

the rear, must dress and preserve wheeling intervals between the half squadrons.

When arrived in the position of squadron F, the squadron officer gives the words, *Halt! wheel up!* at which each half squadron wheels, ranks by threes to the left, and the leaders of half squadrons shift to the left of their half squadrons.

Forming squadron is performed on the principle, before described, for wheeling by the left into line.

This movement is executed on the same principle as the breaking off from the right of half squadrons.

A squadron retires by ranks of threes, from the left of half squadrons, and forms.

The squadron takes ground by threes to the left; the officer on the right of the squadron shifts to the head of his half squadron, and the leaders give the words, *Right Shoulders forward!* When squadron G arrives on the same ground as represented by H, it will be commanded to *Halt! wheel up!*—each half squadron will wheel ranks by threes to the right.

The leading officers then shift to the right flank of their half squadrons; from whence the squadron is formed, by wheeling, according to custom, by the right into line.

The rear rank must dress and order to wheeling into
ranks between the half squadrons.

When arrived in the position of squadron F,
the squadron officer gives the word, Dress, which
is at which each half squadron wheels, ranks
by three to the left, and the leaders of half squadrons
dress first to the left of their half squadrons.

Forming squadron is performed on the principle
previously described, for wheeling by the left
into line.

A squadron
receives by
ranks of
three, from
the left of
half squadrons
three, and
forms.

This movement is executed on the same principle
as the breaking off from the right of half
squadrons.

The squadron takes ground by three to the
left; the officer on the right of the squadron
falls to the head of his half squadron, and the
leaders give the word, Right shoulder forward.
When squadron G arrives on the same ground
as represented by H, it will be commanded to
dress by three to the right.

The leading officers then dress to the right
back of their half squadrons; from whence the
squadron is formed, by wheeling according to
custom, by the right into line.

PART II.

ON

MOVEMENTS AND ATTACKS;

WITH

REFERENCES TO THE APPENDIX

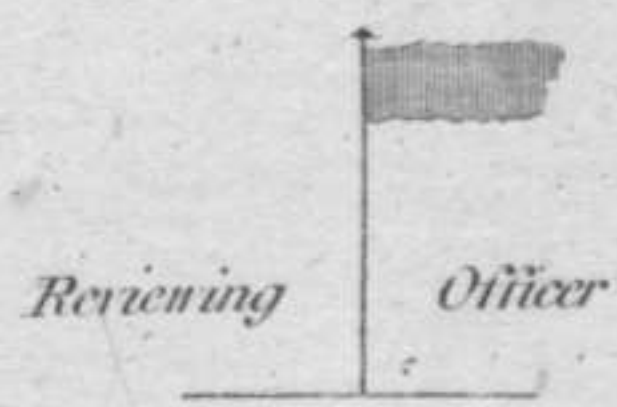
IN

HIS MAJESTY'S REGULATIONS

FOR

CAVALRY.

E




Commanding Officer

Squadron Officer

Squadron Officer

Squadron Officer

Squadron Officer



Serjeants and Supernumerary Officers.

Formation of a Regiment for Exercise.

Plate I.

A REGIMENT is formed for exercise at close order. Squadron officers are a horse's length in front of the standard, supernumerary officers and serjeants, quarter-master and trumpeters, are in the rear of the troops, in a line, at two horses distance from the rear rank, and their business is to attend to the movements of the squadron, and particularly to the rear rank.

Vide Cavalry Regulations, page 8

Plate II.

*Change of Position on the Left Flank, by
throwing back the Right the Eighth of the
Circle.*

EXAMPLE.

Vide Cavalry
Regulations,
Sect. 71, and
Appendix,
Movement
No. 2, p. 328.

IN the change of position from A to B, the left half squadron of position A, is wheeled by its leader into the new alignment B, which alignment is given by the mounted figures 1, 2.

The other half squadrons are in the mean time put about by threes, and the commanding officer wheels them to the right, in the degree requisite. During which the alignment B is prolonged by the markers of squadrons, who successively arrive at, and place themselves on the new alignment, which is terminated by marker 3.

The round dots show the posts of half squadron leaders, and the blunted arrows denote the markers of the wheel in echelon, as represented by figure F. The dotted lines show the march of the leaders, and the pointed arrow the front to which they move.

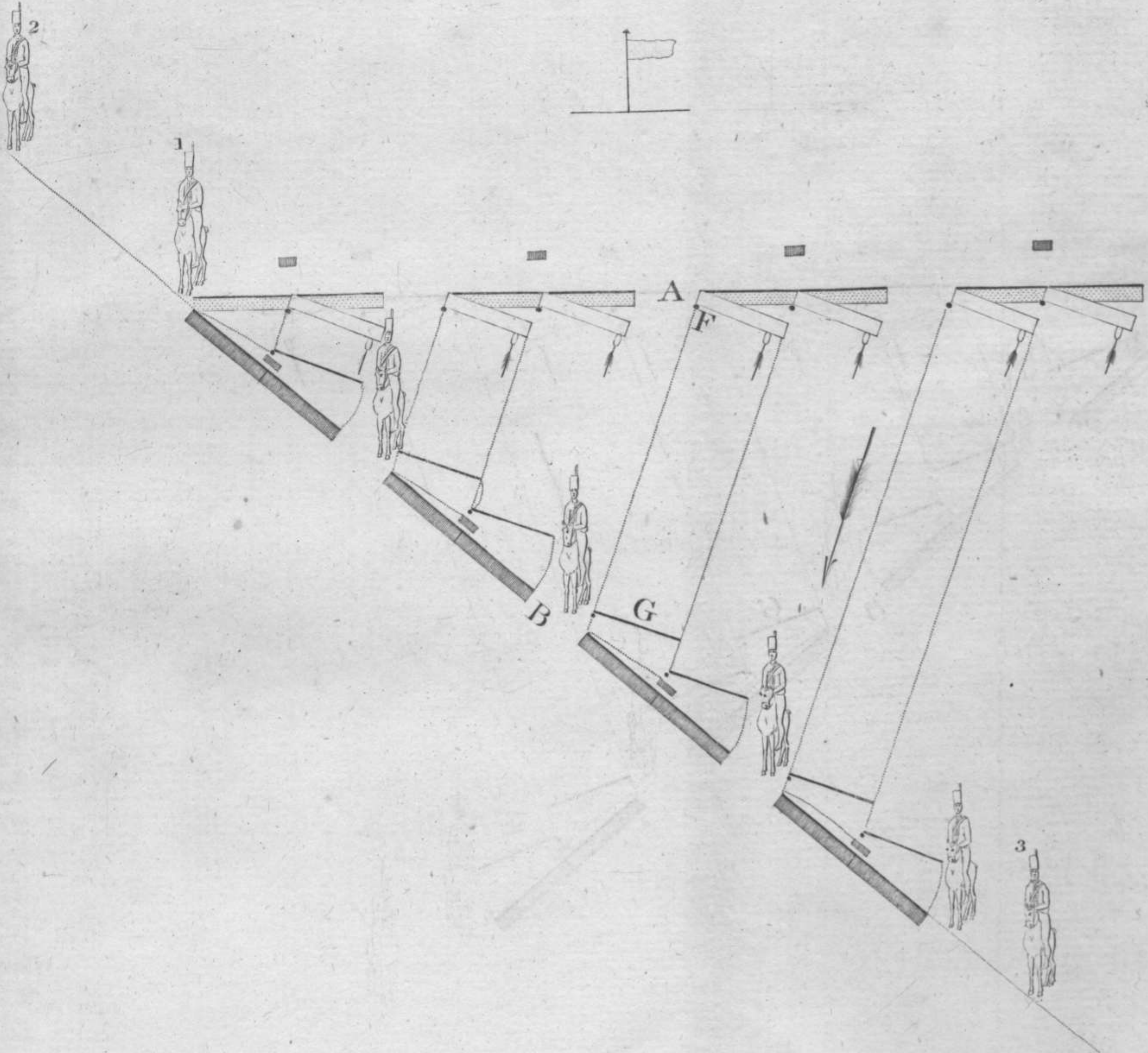
The echelon G is the distance where each division is, in its turn, wheeled into the new direction, by bringing the left shoulders forward. As each half squadron arrives on the new line, it halts, fronts, and dresses.

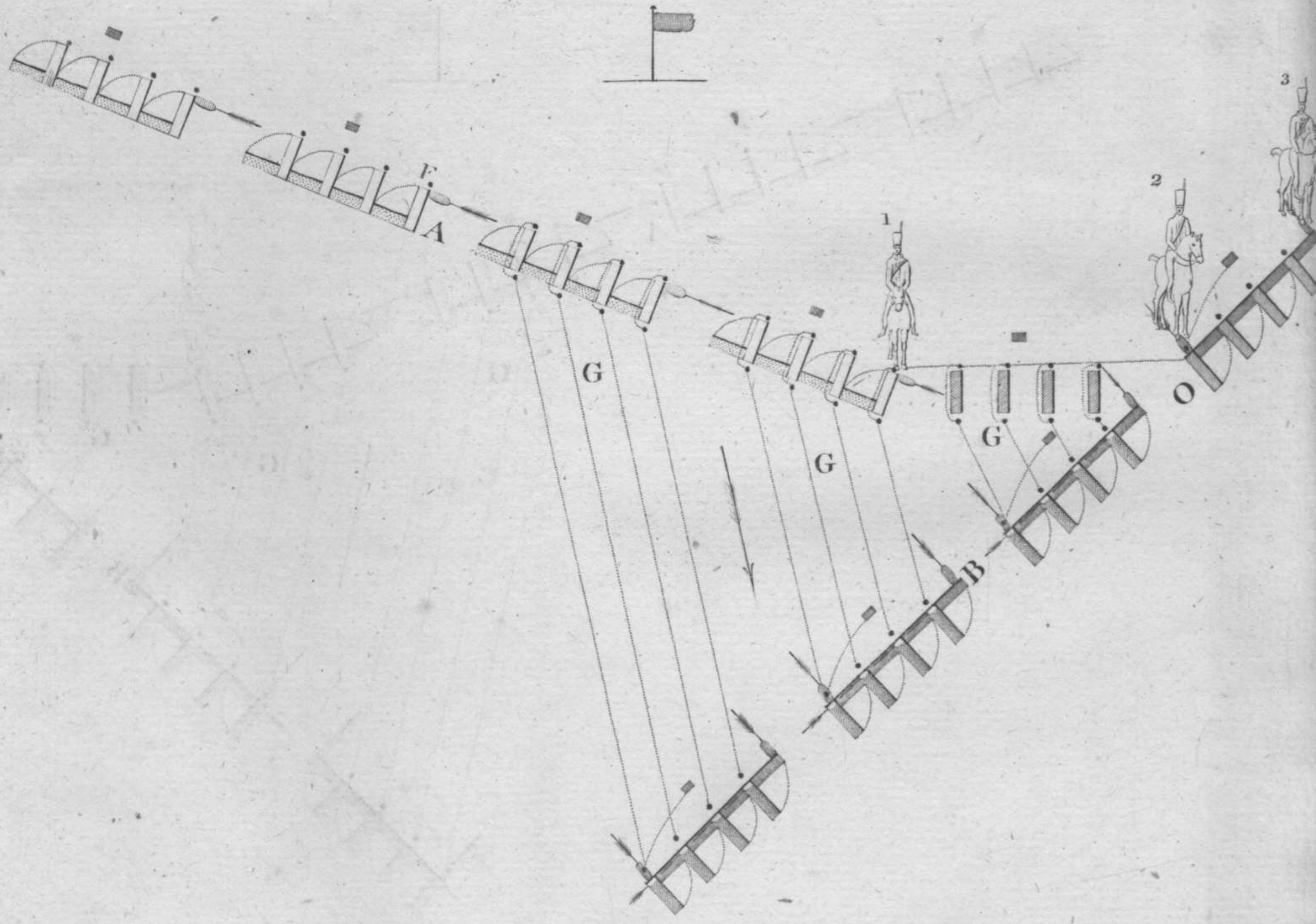
The mounted figures are the squadron markers, who prolong the line, and place themselves on the outward flanks of their respective squadrons.

Squadron officers correct the line from the left flank.

Change

PLATE





Change of Position in open Column, the Left Plate III.
thrown back.

THE position A is the same which terminated the manœuvre No. 2: and B is the new alignment to be taken up.

EXAMPLE.

THE commanding officer breaks the line A, into a column of divisions from the right, as represented in column F. When the column is put in motion, marker No. 1, turns the head of the column to the left. Cavalry Regulations, Sect. 34, and Appendix, Movement No. 3.

Marker No. 2 directs it again to the left; and the marker No. 3 prolongs the line of the new direction B.

The first squadron having arrived on the alignment B, the column is halted.

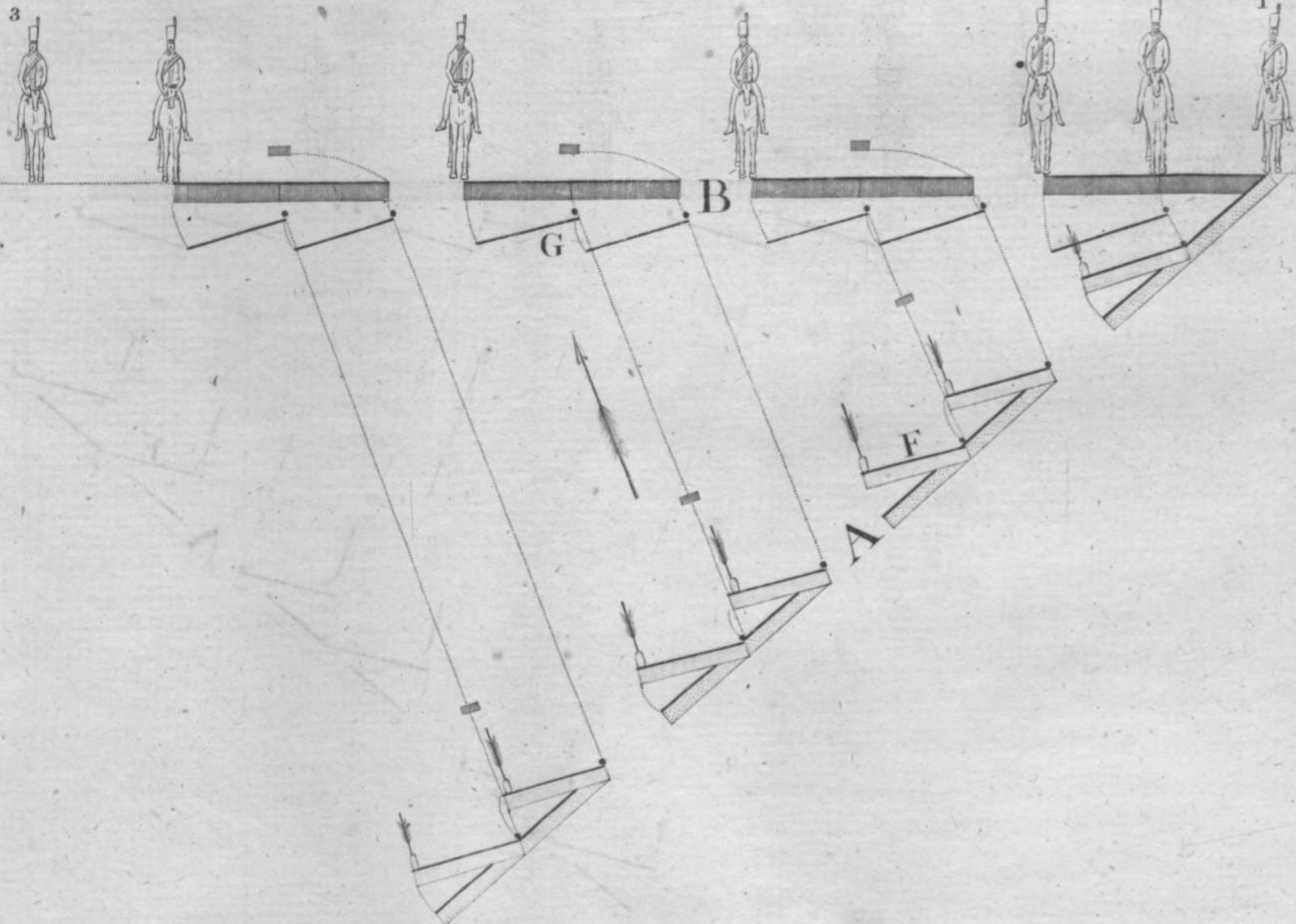
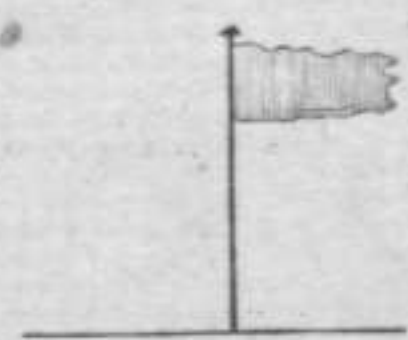
The remaining three squadrons G, G, G, are wheeled by the commanding officer, ranks by threes to the right; and the leaders of divisions, shifting at the same time to that flank, will at the word *march*, conduct their divisions into the column O, where they halt and front them; and from whence they are afterwards wheeled to the left into position B.

The

The blunt arrows in column F, give the square of the wheel; the small arrows in column O, are the markers of divisions sent out to take up the direction, in the new column.

The markers for wheeling into the line B, are represented, by blunt arrows, on the flanks of squadrons.

The column O being wheeled into line, the squadron officers will shift to the left flank, and dress their squadron from that point.



Change of Position on the Right Flank; the Plate IV.*Left brought forward.*

The position A is the same which terminated the Manœuvre No. 3: and B is the new alignment to be taken up.

EXAMPLE.

The right half squadron of position A, is wheeled by its leader into the new direction B, which alignment is taken up by the markers 1, 2.—The remaining half squadrons are, by the commanding officer, wheeled to the right in the degree requisite, as represented by the echelon F.—The leaders will then shift to the inward flank, and at the word *March!* move forward to the position B, the squadron markers taking care at the same time to advance at an increased pace, in order to prolong the alignment which is terminated by marker 3.

Cavalry Regulations,
Section 71,
and Appendix, Move-
ment, No. 4.

The echelon G denotes the wheeling of half squadrons into the alignment B, by bringing the left shoulders forward.

Squadron officers will dress their squadrons from the right.

The

Plate V. *The Close Column is formed, marches, and deploys into Line.*

Cavalry Regulations,
Appendix,
Movement,
No. 5.

IN plate No. 5, there are three movements, as distinguished by the initials I. L. M. The first movement, (I.) consists in forming a column behind the left half squadron; the second movement, (L.) represents the flank march of the column, to the right. In the third movement, (M) the column deploys, and forms line on a central half squadron.

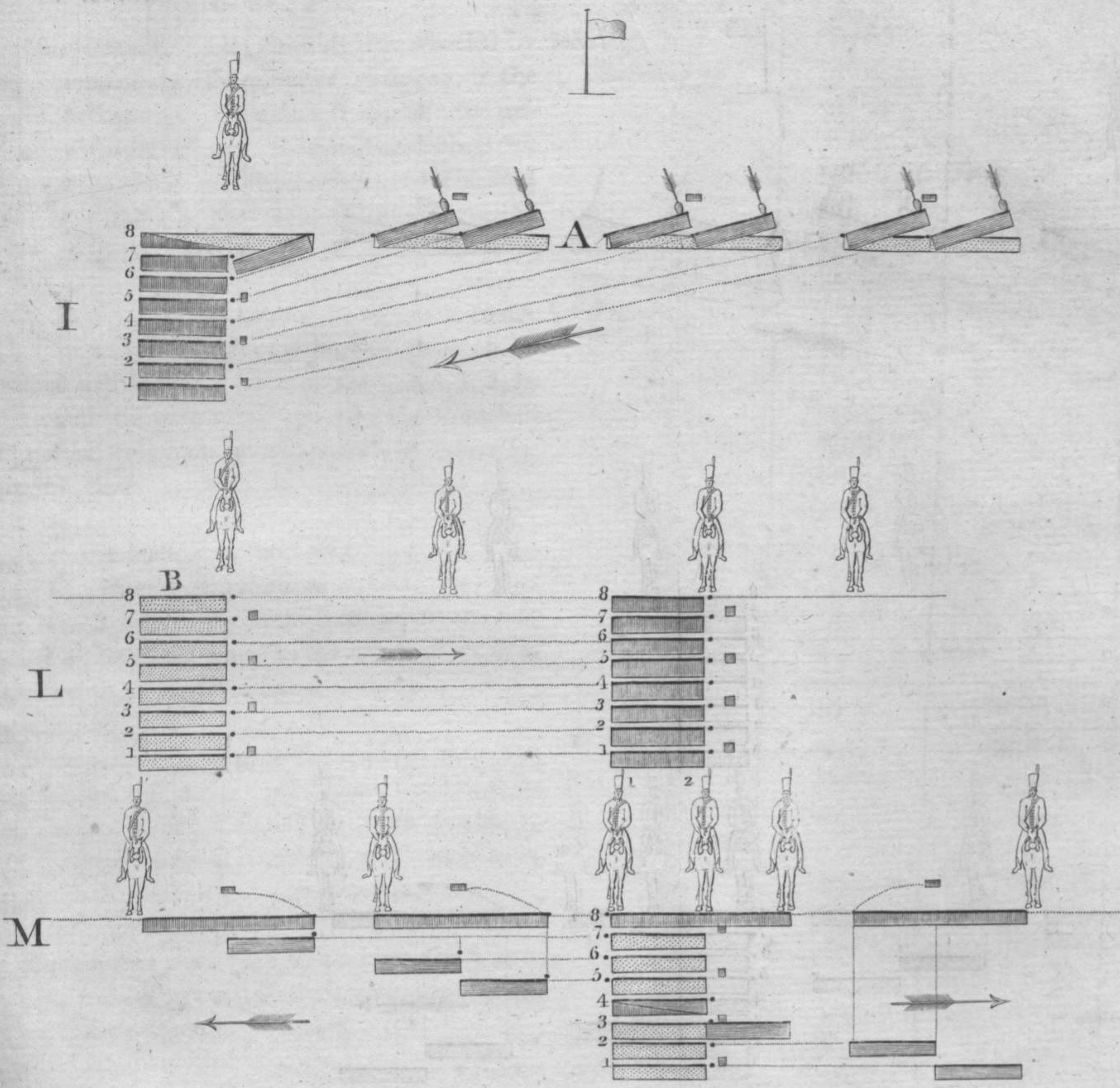
EXAMPLE.

Cav. Reg.
Sect. 56.

ON movement I, the line A being ordered by the commanding officer to form close column to the rear of the left half squadron; the left half squadron officer will place the marker No. 1. The line is then wheeled by half squadrons an eighth to the left, (half squadron No. 7, excepted, which disengages by reining back.) The whole will afterwards take ground by threes to the left, when the leaders placing themselves at the heads of their half squadrons, are, at the word *march*, to conduct them to their places in column, where they will cover and dress to the right.

No markers are necessary to regulate the distance of half squadrons in close column.

Movement



Movement L. The column B is wheeled by Section 57. the commanding officer, ranks by three's, to the right, and marched till it arrives opposite the general, when he will order it to halt and wheel up. During its flank march, guides are to be sent out, to direct the movement of the column parallel to its proper front.

Movement M. A caution being given, to deploy, on a central half squadron, the officer of the named half squadron sends markers, No. 1, 2, to determine the ground occupied by the front half squadron, to which he will march whenever his front is clear. Cav. Reg. Sect. 61.

The commanding officer will then direct the half squadrons to wheel outwards by threes; that on which the deployment is made, stands fast, those to its front, wheel to the left, and those in the rear to the opposite hand.

The officers, shifting to the heads of their half squadrons, will, at the word *March!* lead straight out, and as each half squadron arrives parallel to the ground where it is to form on the new line; it will halt, wheel up, and move forward into line.

Squadron markers are to prolong the line as usual, and officers will dress their squadrons from the flank to which they formed.

F

Counter

Counter-March of the Open Column.

Plate VI.

IN the annexed plate there are two figures, L and M. L represents the line A, broken into a column of divisions, right in front, which column marches the distance of a squadron's length. M represents the counter-march of divisions.

EXAMPLE.

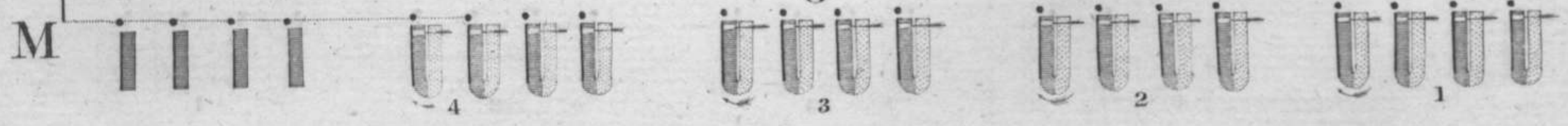
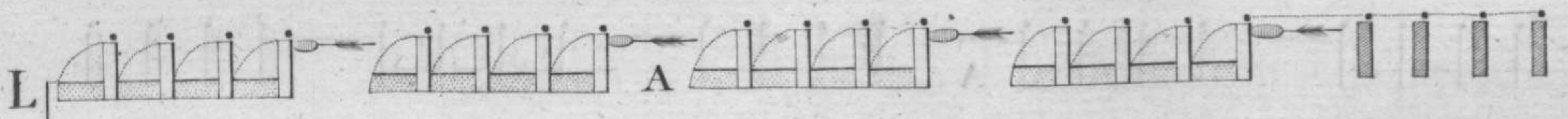
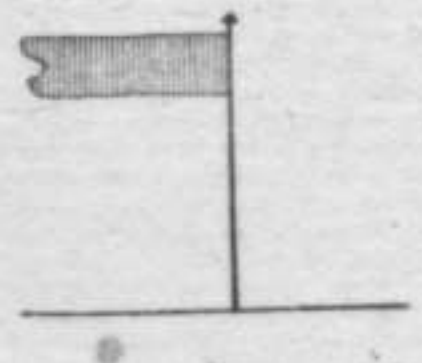
Cav. Reg.
Sect. 45.
and Appen-
dix, Move-
ment No. 6.

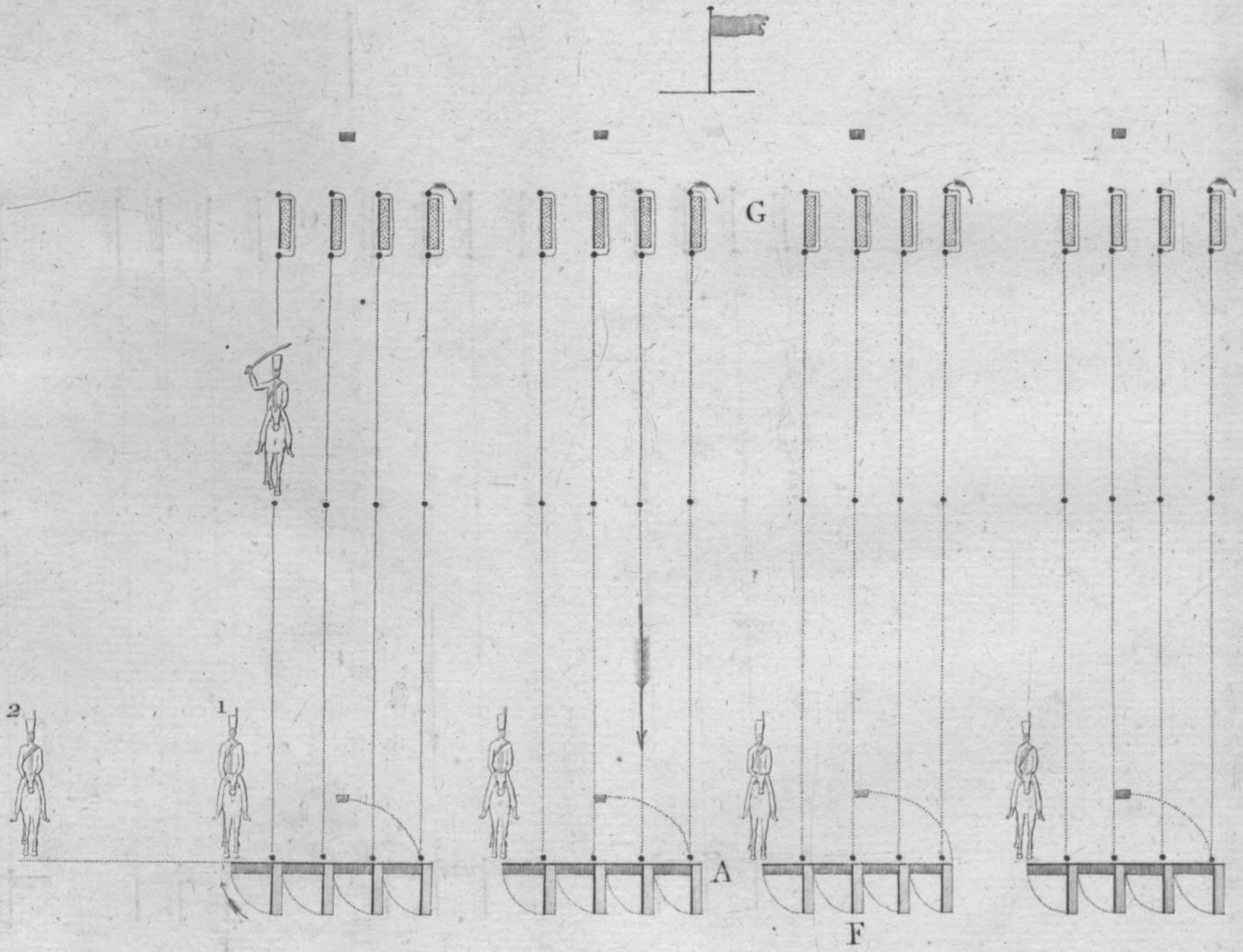
ON movement L. In wheeling by divisions, the usual markers, for each squadron, give the square of the wheel, and when in column, the covering and dressing is to the left.

Movement M. The squadrons 1, 2, 3, 4, of column G, are required to counter-march; and on the commanding officer giving a caution to that effect, a marker from the right of each division, will immediately go to the left flank, and occupy the officer's place, in the division, with this difference, that he turns his horse *to the front intended by the counter-march*, (vide the markers in column G,) the officer at the same time shifts to the right of the division, and at the word *march!* the division files from the right, and is conducted by the rear, to the marker on the opposite flank, when it receives from the division officer, the words *halt, dress*. The column being formed to the new front, it returns to its former ground, covering and dressing to the right.

In all counter-marches by files, the division officer will lead out to the flank in the degree of one third the front of his division, before he counter-marches.

The





The Open Column changes Position to the Flank, by the Flank March of its Divisions.

Plate VII.

THE column G retires by a flank-march of its divisions; it then halts in the position of column F, and wheels into the line A.

EXAMPLE.

THE column G, having received a caution to retire, the divisions will be wheeled by three's to the left; at which time, the leaders are to shift by the rear, to the head of their divisions, and at the word *march!* retire conducted by the division on the right. When arrived at the distance of two hundred yards from the former ground, the column will be ordered to halt and wheel up, on which the divisions will wheel by three's to the right; the leaders are then to return to the right flank, to which hand they must cover and dress, ready to wheel into the line A. During the retreat, great attention is to be paid, that the leaders of the divisions dress, and wheeling intervals are properly preserved, from the *right division*, it being the head division of the column when fronted. When the markers 1, 2, are placed, and the caution given to wheel into line, those who direct the square of the wheel immediately aligne themselves on the points thrown out for that purpose; and at the word *march!* the divisions will come rapidly into line, and the officers dress their squadrons from the right flank.

Cav. Reg.
Section 40,
107, and
Appendix,
Movement,
No. 7.

Plate VIII.

Attack by Squadrons successively.

THE line A attacks to the front, by squadrons from the right; each moving, when the one preceding it has just finished its attack. They successively arrive and halt in line.

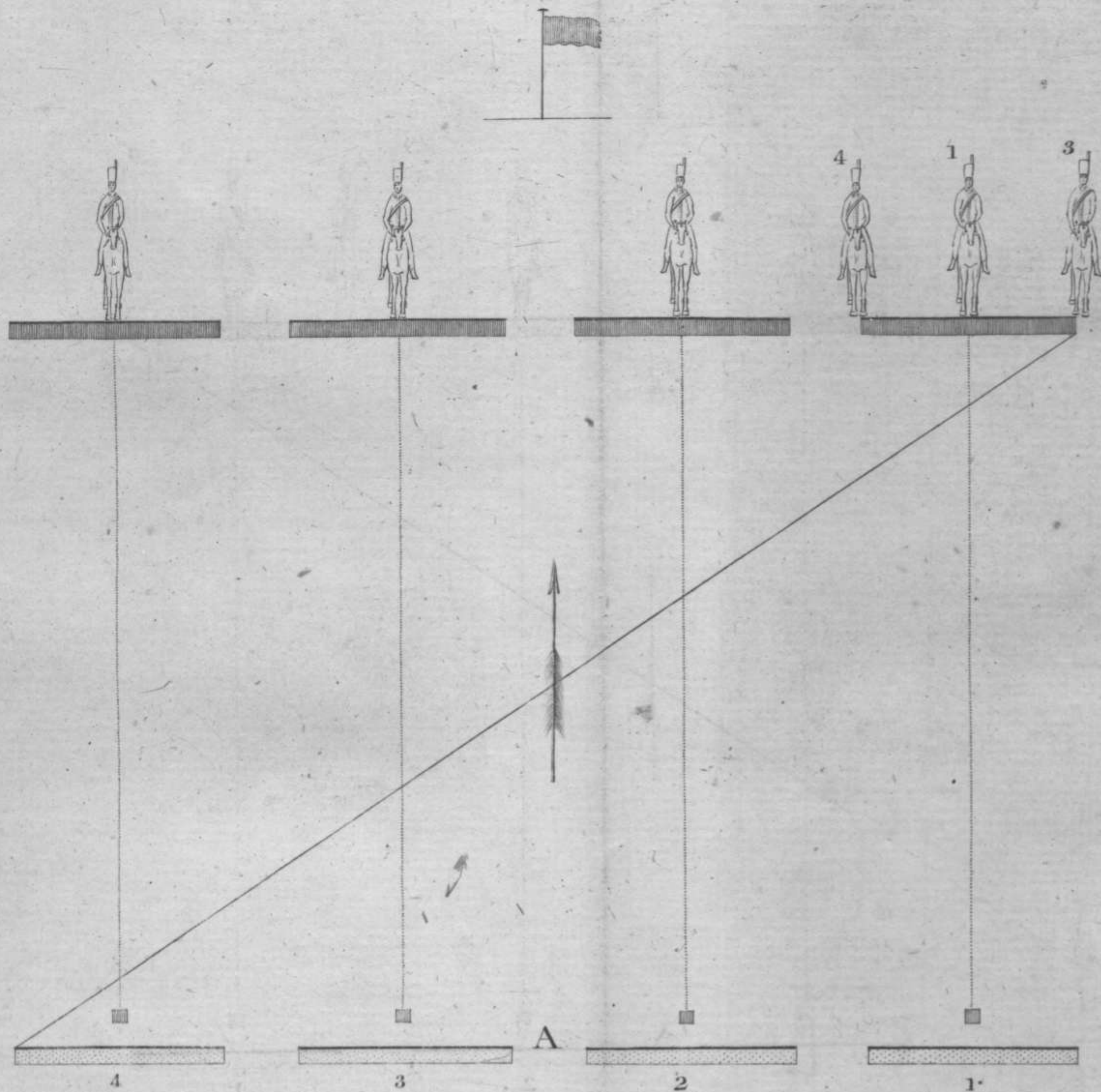
EXAMPLE.

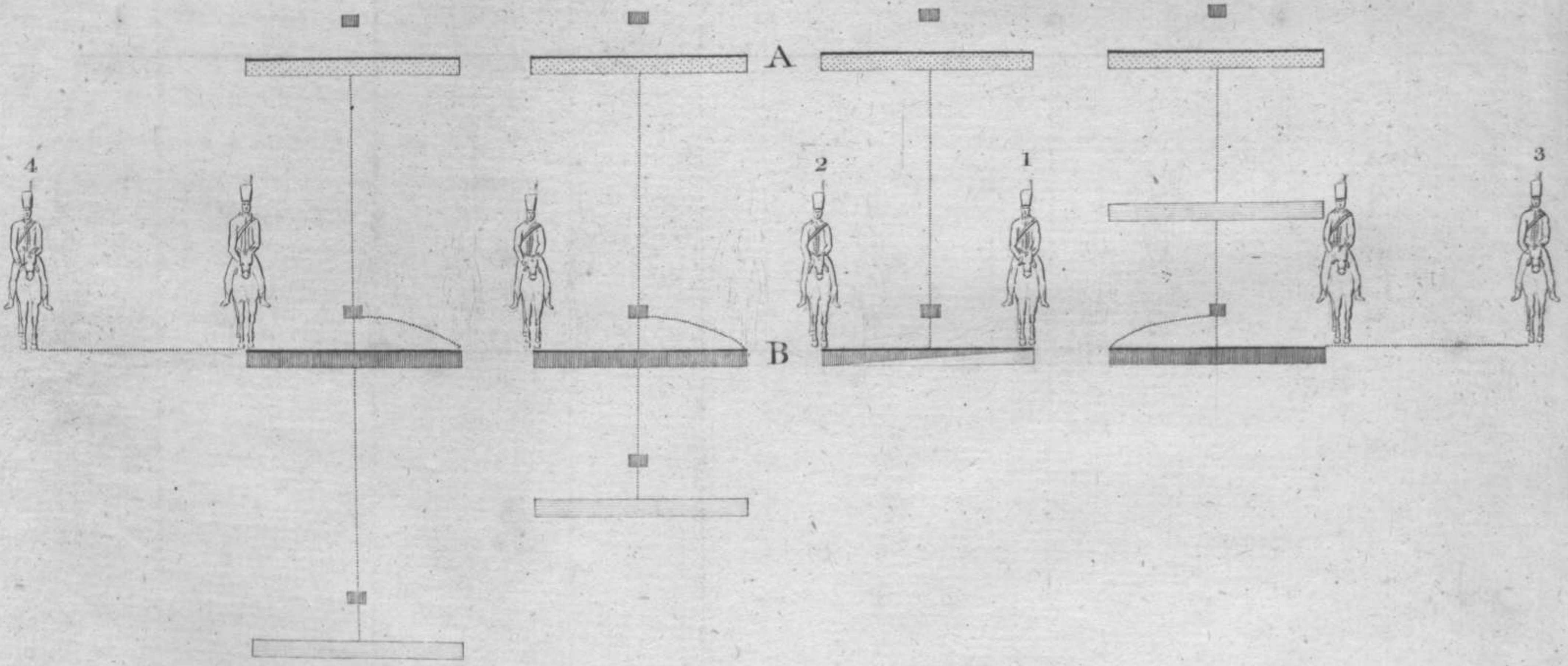
THE adjutant places himself in the position of marker, No. 1, on whom the right squadron officer will lead his squadron to the charge, which having made, the adjutant will shift to the front of the second squadron, for the same purpose, and so successively become the point of direction for each squadron officer.

After the charge is completed, flank serjeants (markers 3, 4,) turn out to dress the squadron, which is done from the centre.

Cav. Reg.
Section 12.
and Appen-
dix, Move-
ment No. 8.

The





The Line retires in Echellon.

Plate IX.

THE line A retires in echellon of squadrons, from the left; and afterwards forms the line B, on the right centre squadron.

EXAMPLE.

THE commanding officer having given the caution to retire in echellon of squadrons from the left, the left squadron officer will put his squadron about by threes, and lead in a right line to the rear. As soon as the left squadron is arrived at the distance of thirty yards from the line A, the left centre squadron will march; and in like manner, are the other squadrons to move in echellon. When the retreat is made in the degree required, the whole will be halted, and receive orders to form the line on the right centre squadron, which squadron is instantly fronted, and dressed by the markers 1, 2.

The remaining squadrons are conducted by their leaders into line, (which line is successively prolonged by the markers on the outer flanks of each squadron, and terminated by the markers 3 and 4): the right squadron moves up and fronts on the new line, and the two left squadrons instantly come about, and move forward to their markers. As each squadron arrives on the new line, the officers dress their squadrons on the first formed squadron.

Cav. Reg.
Appendix,
Movement
No. 9.

The

Plate X.

The Line attacks to the Front.

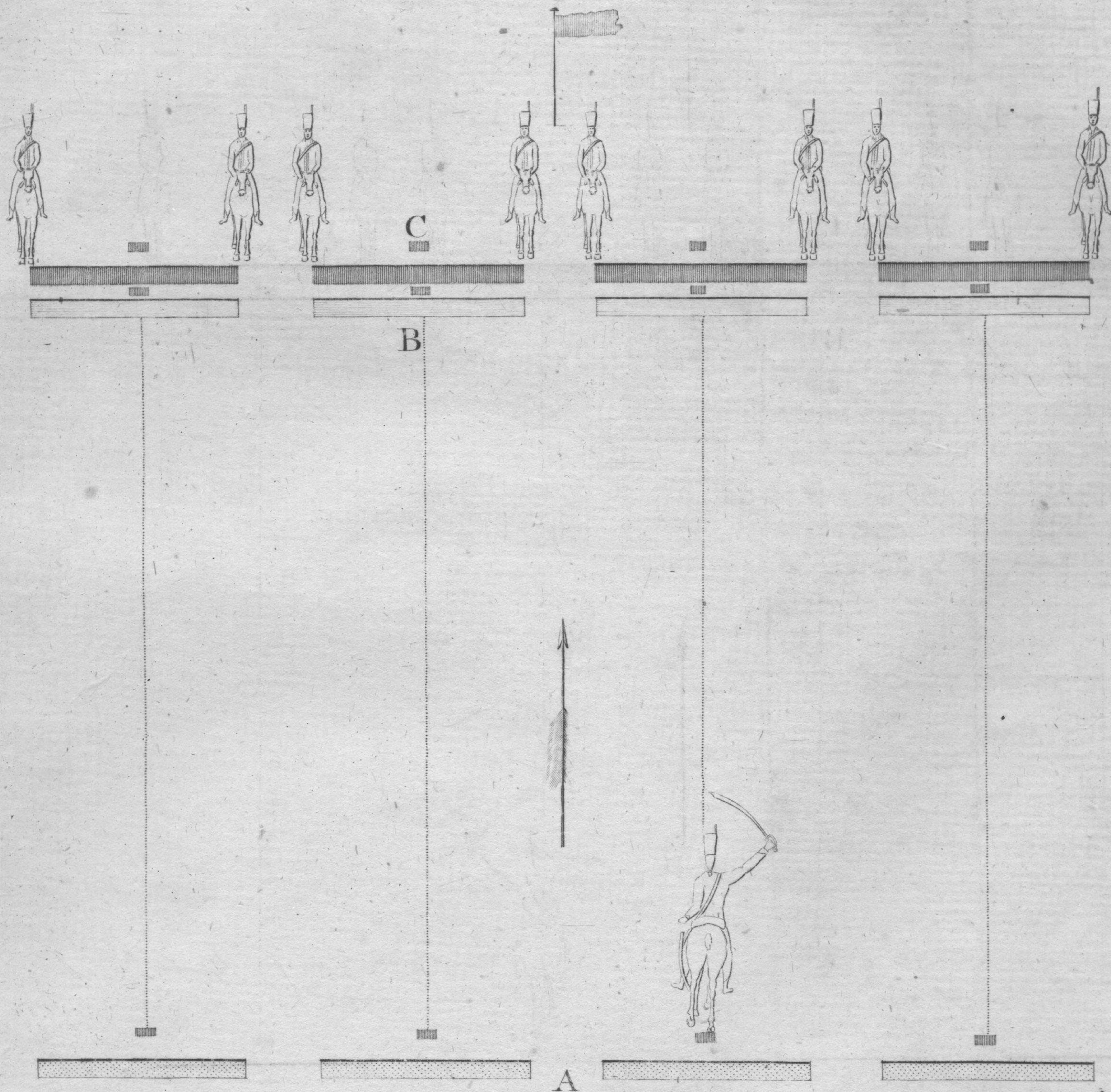
THE line A advances to the charge. B is the position to which it charges, and C the alignment taken up after the charge is made.

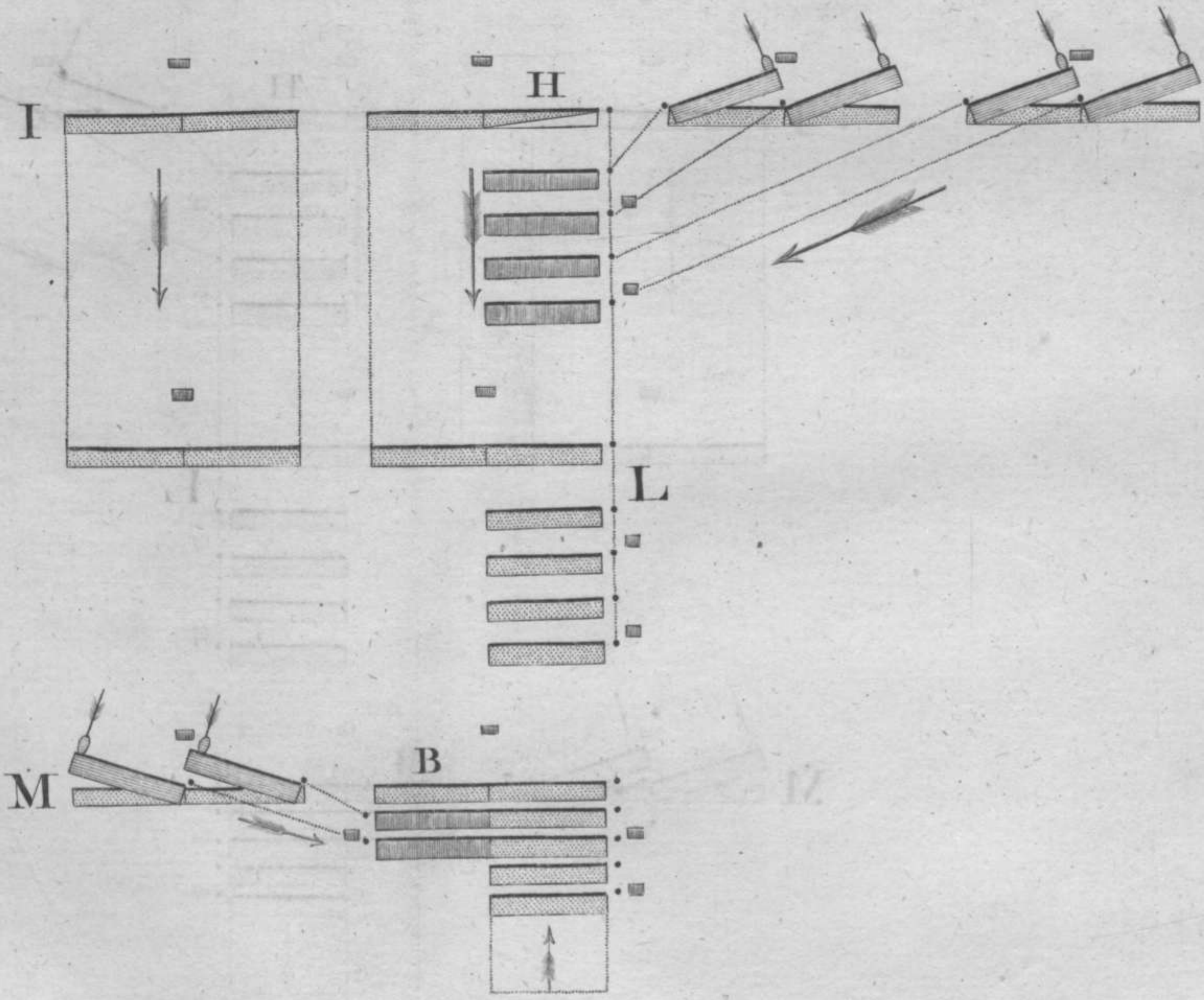
EXAMPLE.

THE line A advances to the charge, and the right centre squadron being named as the squadron of direction, it must be the particular care of its leader to move on in a direct line to his front; and in order to preserve that uniformity of motion, which insures a steady charge, he must gradually increase his pace, till he arrives at the charge in speed.

The line is halted by the commanding officer, on the position B, and if a correct dressing is required, markers 1 and 2 move forward from the squadron of direction, and take up the alignment C, which is immediately prolonged by the markers of the other squadrons. Each squadron moves up as its respective markers are placed, and dresses on the squadron of direction.

The





The Line retires and forms two Columns. Plate XI.

THE annexed plate represents three figures, distinguished by the letters I, L, M.

Part of the line I, forms a column of half squadrons, behind the adjoining half squadron, at quarter distance.

L represents the retiring of the line.

And in M, is seen the closing up of the column, and the two left half squadrons formed behind their adjoining one.

EXAMPLE.

ON movement I. The two squadrons on the right, having been cautioned to form a column of half squadrons, at quarter distance, behind the adjoining half squadron H, the marker 1, is to be immediately placed; the commanding officer will then wheel the right wing by half squadrons an eighth to the left, and afterwards by threes to the same hand. The leaders will place themselves at the head of their half squadrons, and at the word *march!* conduct them into column, where they are to cover and dress by the right.

Cav. Reg.
Appendix,
Movement
No. 11.

Movement L. When the column is formed, the whole will be put about by threes, and retire
to

to the position L, where the commanding officer will halt, and front them.

Movement M. The column L having fronted, it will be ordered to close to the front, as represented in figure M. The left squadron is then wheeled by half squadrons, an eighth to the right; and afterwards take ground by threes to the right; when, at the word *march!* they will be conducted into column, behind the adjoining half squadron B, where they are to cover, and dress to the left.

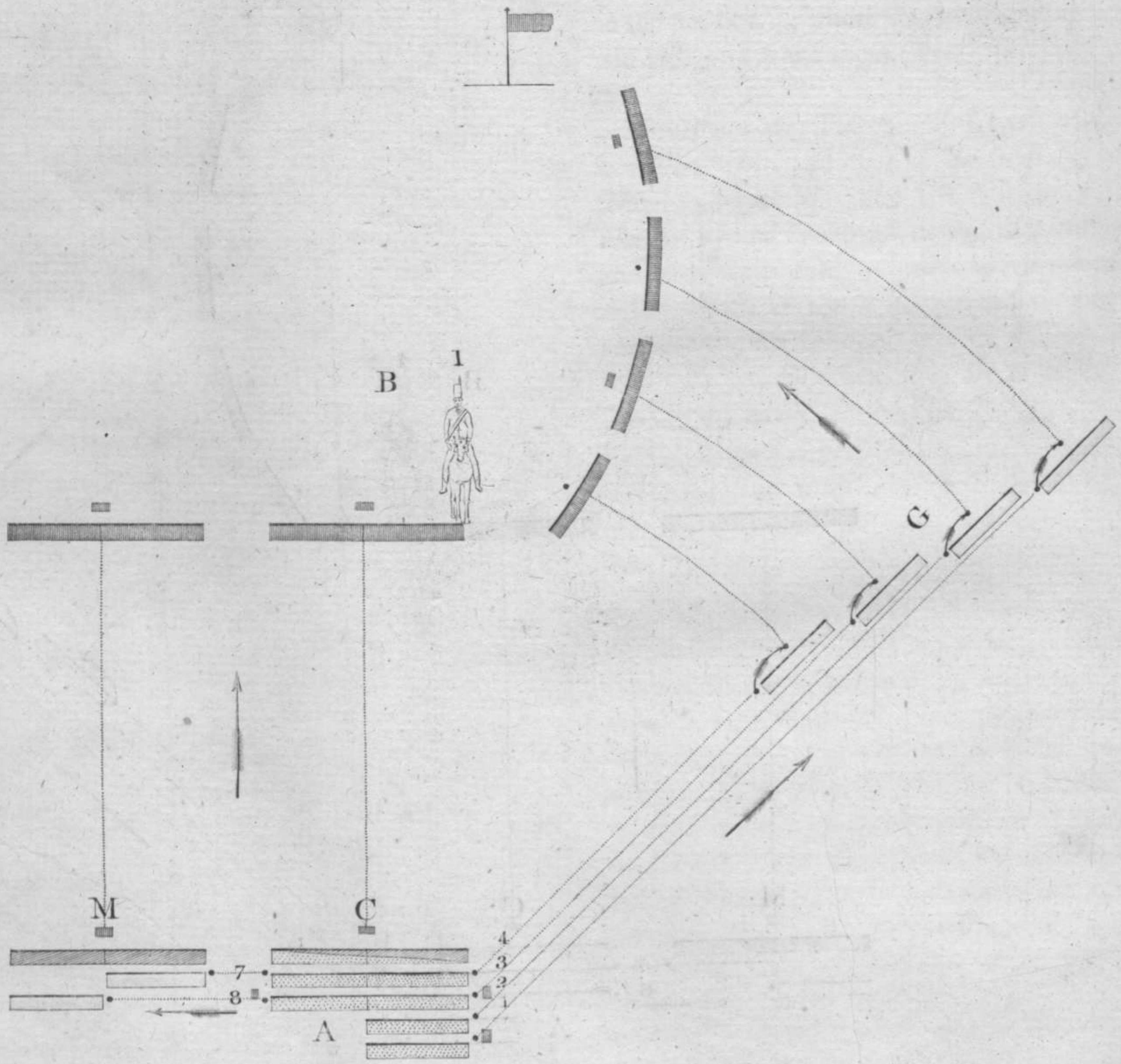
EXAMPLE.

Car. Ex.
Appendix
Movement
No. 11.

Of movement I. The two squadrons on the right having been cautioned to form a column of half squadrons at quarter distance, behind the adjoining half squadron H, the marker I, is to be immediately placed; the commanding officer will then wheel the right wing of half squadrons an eighth to the left, and afterwards by threes to the same hand. The leaders will place themselves at the head of their half squadrons, and at the word *march!* conduct them into column, where they are to cover and dress by the right.

Movement J. When the column is formed, the whole will be put about by threes, and retire

Attack



Attack of the Enemy in Front and Flank. Plate XII.

THE column A deploys, during which, the front squadron C moves forward;—the left squadron forms to the front, whilst the two squadrons on the right take the oblique direction G, from whence the whole will charge to the position B: the movements of the front attack corresponding with that of the flank.

EXAMPLE.

THE column having received a caution to attack in front and flank, the adjutant will place himself opposite the right flank of the column, in the situation of marker No. I.—The commanding officer then wheels half squadrons by threes outwards, which having done, at the word *March!* the whole will move together. The formed squadron C moves forward. Half squadrons 7, 8, deploy and form squadron M, dressing by the right. Half squadrons 1, 2, 3, 4, composing the right wing, lead in the oblique direction G; when having gone one hundred yards, or more, the leading half squadron 4, wheels up and dresses, so as to be nearly perpendicular to its charging point marker 1;—it then advances, and the other half squadrons 3, 2, 1, proceed to the flank, and successively halt, wheel, and come up to the right of each other; during which, the movements of the left wing (squadrons C and M,) are carried on, and made to correspond to this flank attack.

Cav. Reg.
Sect. 102, and
Appendix,
Movement
No. 2.

G

Retire

Plate XIII. *Retire in two Lines by alternate half Squadrons.*

THE regiment AA retires by alternate half-squadrons in two lines, to position B, and during the retreat, the half squadrons of the right wing gradually gain their position in line.

EXAMPLE.

Cav. Reg.
Sect. 99, and
Appendix,
Movement
No. 13.


THE regiment is cautioned to retire in two lines. The right half squadrons (1, 3, 5, 7,) to compose the first line.

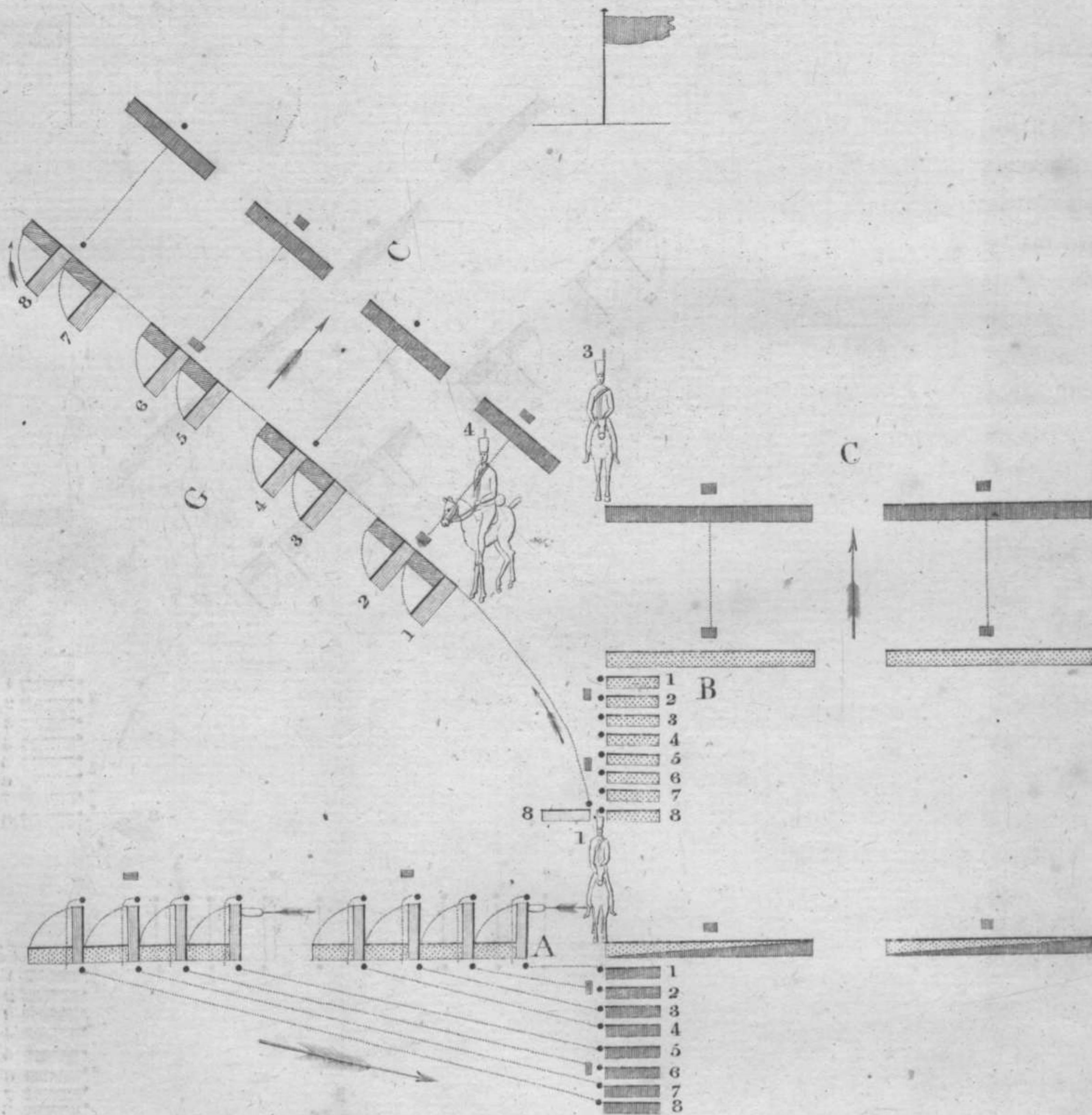
The second line stands fast. The first line is put about by threes, and at the word *March!* will retreat towards the position B, dressing by a named half squadron.

The retiring line having marched a given distance, will receive orders to *halt* and *front*, which orders serve as a signal to the second line to begin its retreat, in the same manner, through its proper intervals.

The alternate retreat is thus continued, till the line has attained the position B.

Attack





Attack of the Enemy in Front and Flank. Plate XIV.

THE line A forms a column of divisions behind the right centre squadron. Figure B represents the same column marching from its rear by divisions, which take the oblique direction G, where the column wheels into line at half squadron intervals, and moves up to the attack corresponding with the charge of the right wing, which terminates in the position C.

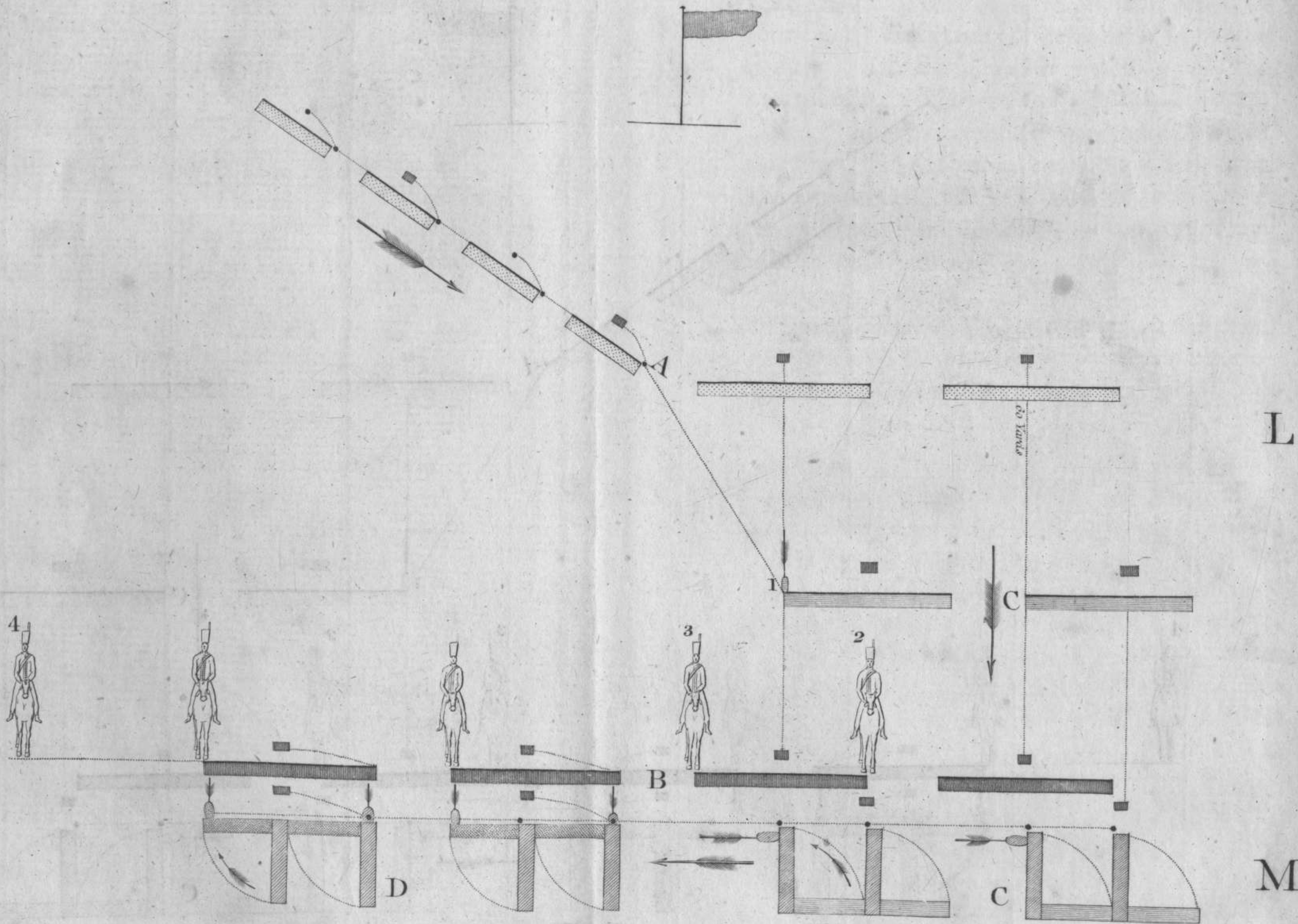
EXAMPLE.

THE left wing of line A wheels by divisions to the right, the divisions then take ground by three's, to the same hand, when they will be conducted into column to the rear of the left division of the adjoining squadron, where they are to dress to the left, and cover on the marker 1.—When in position B, the regiment will receive a caution to attack in front, and flank; on which the adjutant (No. 3.) takes post in front,—and at the word *March!* the division, No. 8, is wheeled by its leader, in threes, to the left, and is by a flank movement conducted clear of the column, when the leader commands it to halt and wheel up, and instantly advances in the direction of position G.

Cav. Reg.
Section 45,
101, and
Appendix,
Movement
No. 114.

The other divisions successively perform the same operation, till the right division, No. 1, is in the rear; the leader of the column leaves the marker 4, which denotes his marching into the new direction. The leaders of half squadrons are to take their intervals from the leading half squadron, and as soon as the column arrives on the ground G, it will halt, wheel into line, and with the two right squadrons move forward and charge to the position C.

The advance of the right wing to the front must through the whole of this manœuvre correspond with the operations of the left wing.



Retire in two Lines.

Plate XV.

THE annexed plate represents two figures, distinguished by the letters L and M. In L the left wing of position A forms the line C at sixty yards distance, from whence it retires in two lines to position B, where the rear squadrons move up and form the line.

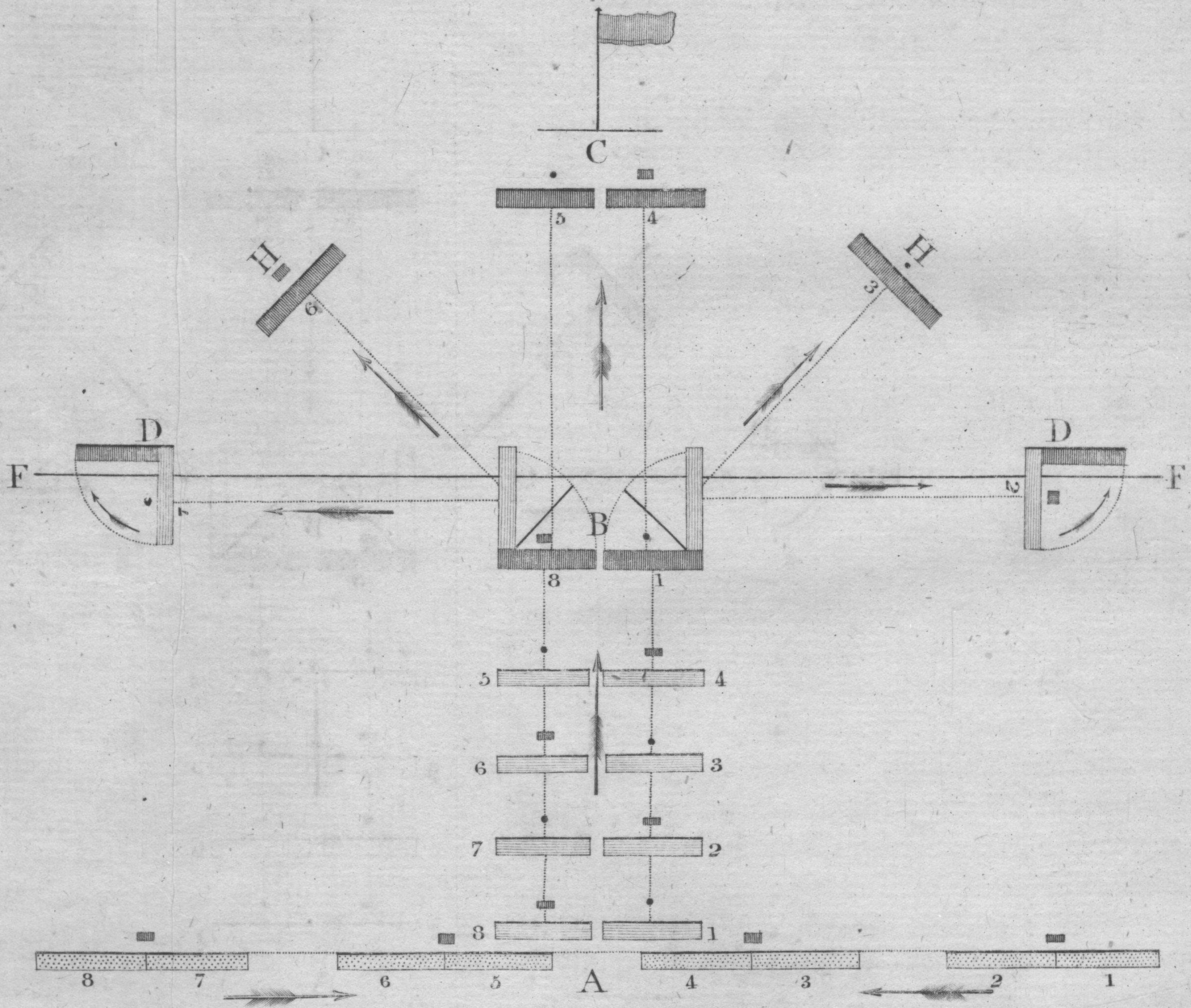
EXAMPLE.

IN figure L, the half squadrons composing the left wing of position A take ground, ranks by threes to the right, and are conducted by their leaders into the second line C, where they form two squadrons, at sixty yards distance, behind the squadrons of the right wing, and so as to out-flank that line to the right, by half a squadron. In forming two lines, the leader of the second line must be attentive to leave a marker, where he enters in the new direction, as represented by the blunt arrow, No. 1. Line C being formed, the whole will be put about by threes, and retire till ordered to halt and front, as in position M.

When the second line is cautioned to form up to the first, the two squadrons C, in figure M, are wheeled by half squadrons to the left, and march to that front, till they arrive perpendicular
to

to their new line, as represented by D, when they are wheeled to the right, into squadron, and move up to their markers in line B, dressing to their centre on the markers 2, 3, 4.

It will be equally proper to form to the front, from column of divisions, or ranks by threes, as from half squadrons.



Attack of Infantry.

Plate XVI.

THE regiment attacks in two columns of half squadrons from the centre. The two centre half squadrons, 4, 5, close to each other, move on, and charge through the line, and gradually and successively halt. When the half squadrons, 4, 5, begin to advance, the rest of the line on both flanks, wheel inwards by threes; each two half squadrons unite and front on the same ground as the preceding half squadrons did, and follow at the distance of twenty or thirty yards behind each other, and attack successively in the following manner.

EXAMPLE.

THE two centre half squadrons 4, 5, of line A, close to each other, and charge through line FF, to position C. The half squadrons 3 and 6 unite to the centre, and move forward to point B, where they quarter wheel outwards, by half squadrons, and pass the line in that direction, coming to a halt at HH. When the half squadrons 2 and 7, arrive at point B, they will wheel half squadrons outwards, and charge along the line a certain distance, and then wheel up to the front DD. The half squadrons 1 and 8 halt on the point B, ready to give support to the front, or either flank.

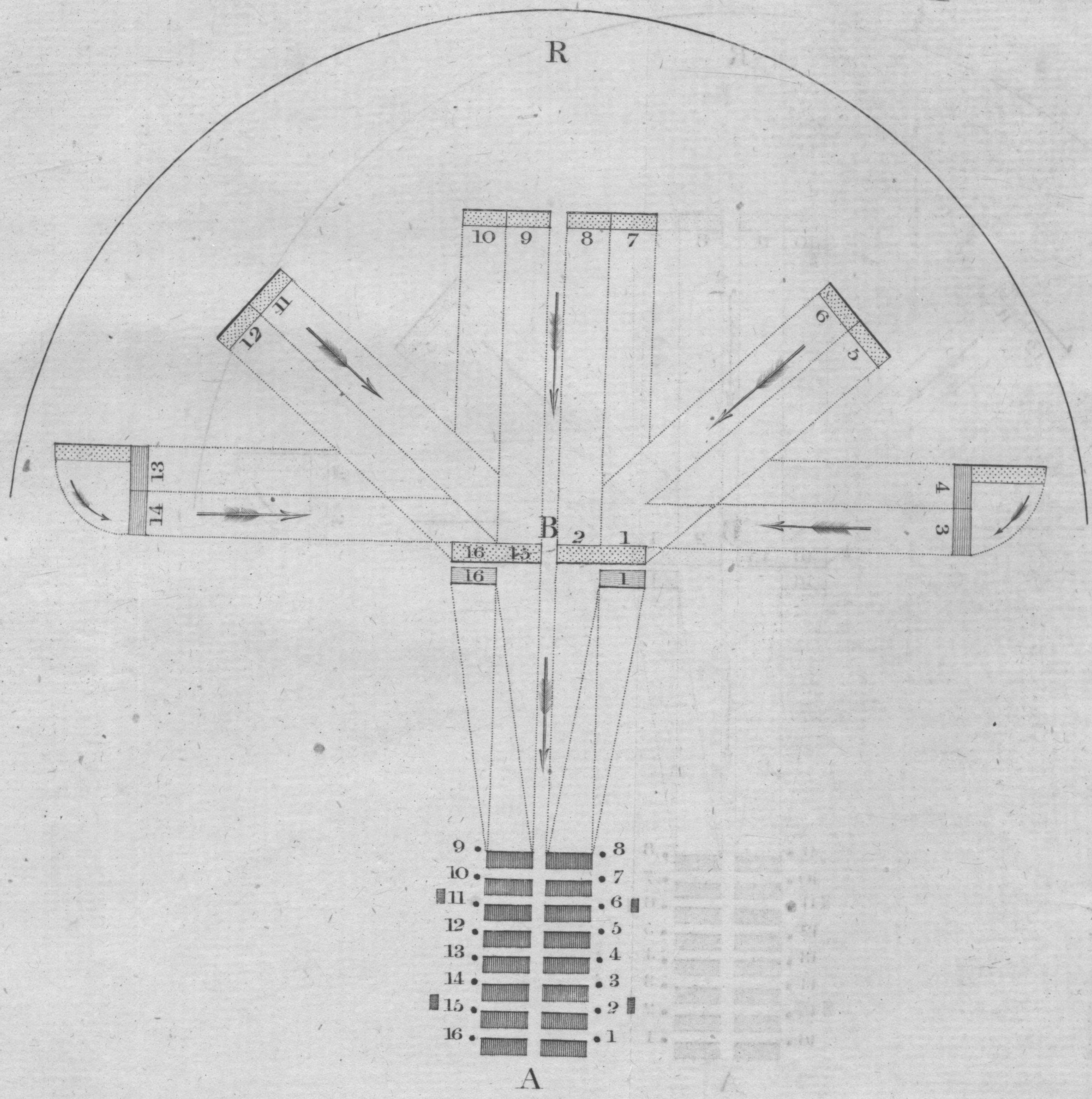
The

Plate XVII. *The Regiment retires in two Columns from the Flanks.*


THE regiment from its circular position R, retires by both flanks in two columns of divisions to position A.

EXAMPLE.

THE regiment thus circularly placed, retires from each flank in column of divisions, the rear rank leading; which, approaching each other within four yards, behind the centre, at the point B, form two columns of divisions at half distance. The heads of the columns halt at the point A, and the other divisions close up to quarter distance, when the whole are ordered to front, ranks by threes.



Nodo sculp. Serrand.



The Regiment passes a Defilé, and forms in Plate XVIII.
Line of Divisions.

THE regiment formed in column A, has to advance, pass a defilé, and form in line of divisions to the front.

EXAMPLE.

ON a caution to pass the defilé, the two leading divisions of column A, No. 8 and 9, file (each two men in front) from their inward flanks, open out to half their front, and advance on the points perpendicular thereto.

The leading divisions being in file, each other division will, in like manner, file from its inward flank, along its own front, and be conducted to its head point, in the line of march B; which line having cleared the defilé, on arriving at the point C, the two leading divisions will halt, and form to the front, and the others will successively come up till the whole is in line of divisions with intervals of half distance. An officer at the head of each. The markers, 1, 2, 3, and 4, give the alignement.

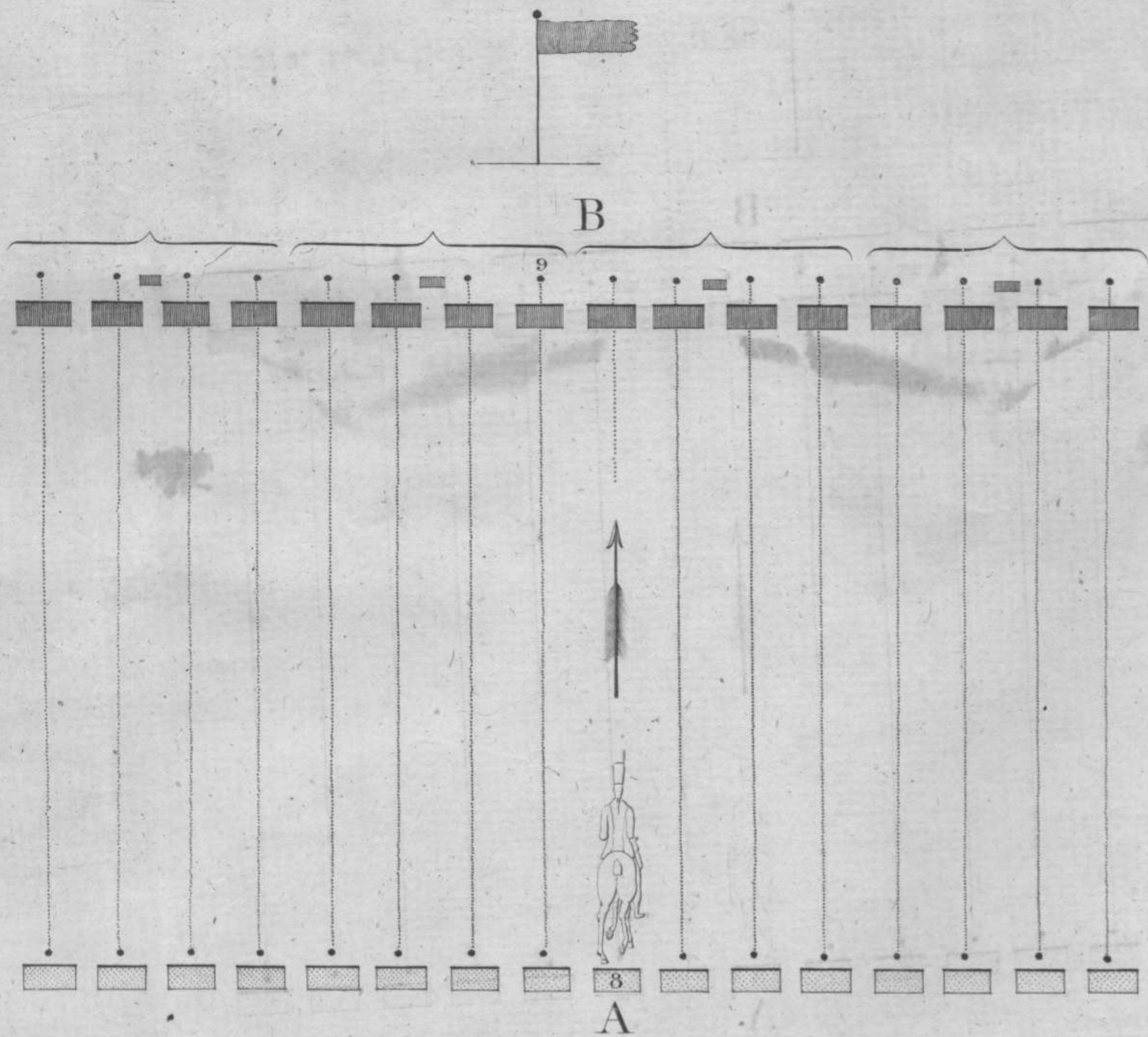
Plate XIX. *Attack to the Front, and form four Squadrons.*

THE regiment, in line of divisions, makes a short attack to the front, after which it forms four squadrons.


EXAMPLE.

THE line A moves forward, by the left division of the right centre squadron, No. 8, and charges to the point B. After the halt, the regiment will be ordered to form four squadrons on the right division of the left centre squadron, No. 9, when the line B will wheel inwards by divisions; the divisions will take up their distances from the named one; having done which, they will halt and wheel into line.

J. G. L. M.



Note sculp. Strand.



WORDS OF COMMAND

IN

PART I.

The Tellings-off of a Squadron proved.

Flanks of half squadrons. Proof.*

As you were.

Flanks of divisions. Proof.

As you were.

Flanks of sub-divisions. Proof.

As you were.

Flanks of threes. Proof.

As you were.

Right hand files. Proof.

As you were.

* At the word *proof* the flank men hold out their right hands.

WORDS OF COMMAND
Wheeling in Squadron.

Squadron Officer.	Half Squadron Officer
*	
Squadron—Right wheel! March! Halt! Dress! (by the centre.)	
<hr/>	
<i>Wheeling by Half Squadrons to the Right, and from that Position into Line.</i>	
*	
Half squadrons—Right wheel? March! Halt! Dress!	
	*
Eyes left!	
<hr/>	
*	
Wheel into line! March! Halt! Dress! Eyes front!	
<hr/>	
N. B. The words of command are given in succession by the officer under whose rank the * is placed.	
<hr/> <p style="text-align: right;"><i>Wheeling</i></p>	

Squadron Officer.	Half Squadron Officer.	<i>Wheeling by Half Squadrons to the Left, and from that Position into Line.</i>
*		Half squadrons—Left wheel! March! Halt! Drefs!
	*	Eyes right!
*		Wheel into line! March! Halt! Drefs! Eyes front!

Wheeling

Squadron Officer.	Division Leaders.	
*		<i>Wheeling by Divisions to the Right, and from that Position into Line.</i>
*		Divisions—Right wheel! March! Halt! Dress!
	*	Eyes left!
*		Wheel into line! March! Halt! Dress! Eyes front!

Dressing

Squadron Officer.	Division Leaders.	<i>Wheeling by Divisions to the Left, and from that Position into Line.</i>
*		Divisions—Left wheel! March! Halt! Drefs!
	*	Eyes right!
*		Wheel into Line! March! Halt! Drefs! Eyes front!

Wheeling

Squadron Officer.	Sub-Division Leaders.	<i>Wheeling by Sub-Divisions to the Right, and from that Position into Line.</i>
*		Sub-divisions—Right wheel! March! Halt! Drefs!
	*	Eyes left!
*		Wheel into line! March! Halt! Drefs! Eyes front!

Wheeling

Squadron Officer.	Sub-Division Leaders.	
*		<i>Wheeling by Sub-Divisions to the Left, and from that Position into Line.</i>
*		Sub-divisions—Left wheel! March! Halt! Drefs!
	*	Eyes Right!
*		Wheel into line! March! Halt! Drefs! Eyes front!

WORDS OF COMMAND

IN

PART II.

Commanding Officer.	Squadron Officer.	Half Squadron Officer.	<i>Change of Position on the Left Flank; Right thrown back.</i>	Observations.
*	*		Threes about! March! (a)	(a) Left half squadron officer wheels his half squadron the half wheel, into the new alignment.
	*		Halt! Drefs!	
*	*		Half squadrons—right quarter Wheel! March!	
	*		Halt! Drefs!	
*	*	*	March!	
		*	Left shoulders forward! Forward! Halt! Front! Halt! Drefs!	

N. B. It is to be considered as an invariable rule, that the caution and words of command, given by the commanding officer, previous to every movement, are repeated by the squadron officers to the utmost extent of voice, without which, no manœuvre can be executed with precision, as a variety of causes may prevent the commanding officer being heard, where the line is extensive.

Comm. Officer.	Squadron Officer.	Half Squa. Officer.	Division Leaders.	<i>Change of Position in open Column; Left thrown back.</i>	Observations.
*	*			Divisions—Right wheel! March!	
	*			Halt! Drefs!	
		*		Eyes Left!	
*	*			March!	
		*		Right shoulders forward! Forward! (a)	(a) Repeated by division leaders on arriving at marker 1 and 2.
*	*			Halt! — Rear divisions will march into the new direction (b)—Threes right wheel! March!	(b) The squadron in the new alignment wheels into line. (Fig. O.)
	*			Halt! Drefs!	
*	*			March!	
		*		Right shoulders forward! Forward! (c) Halt! Wheel up! Halt! Drefs!	(c) Repeated by division leaders on arriving in the new direction.
*	*			Wheel into line—March!	
	*			Halt! Drefs! Eyes front!	

Commanding Officer.	Squadron Officer.	Half Squadron Officer.	<i>Change of Position, on the Right Flank; Left brought forward.</i>	Observations.
*			Half squadrons--Right quarter wheel! March! (a)	(a) Right half squadron officer wheels his half squadron into the new alignment.
	*		Half squadrons--Right quarter wheel! March! Halt! Drefs!	
*	*		March!	
		*	Left shoulders forward! Forward! Halt! Drefs! (b)	(b) Repeated in succession by half squadron officers.
	*		Eyes front!	

Comm. Officer.	Right Wing		Left Wing		Close Column is formed on the left Half Squadron, marches to its Right, and deploys into Line.	Observation.
	Squa. Officer.	H. Sq. Officer.	Squa. Officer.	H. Sq. Officer.		
*	*		*		Form close column, to the rear of the left half squadron.— Half squadron! Left eighth wheel! March!	
*	*		*		Halt! Drefs!	
*	*		*		Threes left wheel! March!	
*	*		*		Halt! Drefs!	
*	*		*		March!	
		*	*		Left shoulders forward! Forward!	
					Halt! Wheel up! Halt! Drefs!	
					(a)	
*					Column—Threes right wheel! March! Halt! Drefs! March! Halt! Wheel up! Halt! Drefs!	(a) Repeated successively by half squadron officers as they arrive in column.
*					Form line on the right centre (or 5th) half squadron--Threes outward wheel!	
	*				Threes right wheel!	} Repeated together.
			*		Threes left wheel!	
*					March! Halt! Drefs! March!	(b) Right wing marches (after wheeling up) by its left, and drefses to that flank. Left wing marches and drefses by its right.
		*	*		Halt! Wheel up! Halt! Drefs!	
					March! (b)	
	*		*		Eyes front!	

Commanding Officer.	Squadron Officer.	Division Leaders.		Observations.
			<i>The Line will counter-march in Column of Divisions.</i>	
*	*		Divisions—Right wheel! March!	
	*		Halt! Dress!	
		*	Eyes left!	
*	*		March! Halt! The divisions will counter-march.	
*	*		To the right, file! March!	
		*	(a) Left shoulders forward! Forward! Left, form!	(a) The leading files wheel to the right about, after leading out a sufficient distance, to bring the left off its ground before the right arrives to form.

Commanding Officer.	Squadron Officer.	Division Leaders.	<i>The Column will retire by a flank March of Divi- sions.</i>	Observations.
*	*		Threes left wheel! March!	
	*		Halt! Drefs!	
*	*		March! Halt! Wheel up!	
	*		Halt! Drefs!	
		*	Eyes right!	
*	*		Right wheel into line! March!	
	*		Halt! Drefs! Eyes front!	

Commanding Officer.	Squadron Officer.	<i>The Line will attack by Squadrons from the Right.</i>	Observations.
*	*	No. 1. March! Trot! Canter! Charge! Halt! (a)	(a) Flank markers are turned out (if necessary) by the squadron officer placing himself in the centre, and aligning with the serjeants, he moves the squadron up.
		No. 2. } No. 3. } Repeated in Succession.	
		No. 4. }	

Commanding Officer.	Squadron Officer.	<i>The Line will retire in Echelon of Squadrons from the Left.</i>	Observations.
*	*	No. 4. Threes about! March!	(a) At a given distance by the commanding officer.
	*	Halt! Dress! March!	
		No. 3. }	
		No. 2. } Repeated in Succession. (a)	
		No. 1. }	(b) No. 1 retires, halts, fronts, and dresses, by No. 2; 3, and 4 advance, halt, and dress by the same squadron.
*	*	Form line on the right center [or second] squadron!	
	*	No. 2. } Halt! Front! Halt! Dress!	
	*	{ No. 3. } { No. 4. } March! (b) { No. 1. }	

Commanding Officer.	Squadron Officer.	<i>The Line will attack to the Front.</i>	Observations.
*	*	Right center [or second] squadron, the squadron of direction — March! Trot! Canter! Charge! Halt! (a)	(a) Flank serjeants and squadron officers, align themselves to correct the line by the directing squadron.

Comm. Officer.	Right Wing		Left Wing		Observation.
	Squa. Officer.	H. Sq. Officer.	Squa. Officer.	H. Sq. Officer.	
					<i>The Line will retire and form two Columns.</i>
*	*				Right wing form column of half squadrons, at quarter distance, behind the adjoining half squadron—Half squadrons, left eighth wheel! March!
	*				Halt! Drefs!
*	*				Threes left wheel! March!
	*				Halt! Drefs!
*	*				March!
		*			Halt! Wheel up! Halt! Drefs! (a)
*	*		*		The Column will retire—Threes about! March!
	*		*		Halt! Drefs!
*	*		*		March! Halt! Front!
	*		*		Halt! Drefs!
*	*				The Column will close to the front—March!
		*			Halt! Drefs!
*			*		Left squadron, form close column of half squadrons behind the adjoining half squadron—Half squadrons, right eighth wheel! March!
			*		Halt! Drefs!
*			*		Threes right wheel! March!
			*		Halt! Drefs!
*			*		March!
			*		Halt! Wheel up! Halt! Drefs!

(a) A small degree of left shoulders forward is required in the formation of the column.

Comm. Officer.	Right Wing		Left Wing		Observations.
	Squa. Officer.	H. Sq. Officer.	Squa. Officer.	H. Sq. Officer.	
					<i>The Column will attack in Front and Flank.</i>
*					Threes outward wheel!
	*				No. 1, 2, 3, and 4
					Threes right wheel!
			*		No. 7. and 8—Threes left wheel!
					Repeated together.
*	*		*		March!
	*		*		Halt! Drefs!
*	*		*		March!
			*		No. 7 and 8—Halt! Wheel up! Halt! Drefs! March! Halt! Drefs!
*			*		March!
	*				No. 4, 3, 2, and 1—Right shoulders forward! Forward! Halt! Wheel up! Halt! Drefs! March! (a)
*	*	*			Trot! Canter! Charge! (b) Halt!

(a) Repeated by each half squadron officer, as they come to the ground on which they are to form.

(b) The right must regulate their paces so that both wings may finish the charge together.

Comm. Officer.	Squadron Officer.	Right H. S. Officer.	Left H. S. Officer.		Observations.
				<i>The Regiment will retire in two Lines of alternate half Squadrons from the Right.</i>	
*	*			Right centre (or fifth half squadron) the half squadron of direction.	
*		*		Threes about! March!	
		*		Halt! Drefs!	
*		*		March! (a)	(a) The right wing retires in a circling direction, by bringing left shoulders forward.
*				Halt!	
		*		Halt! Front! Halt! Drefs!	
		*		Threes about! March! Halt! Drefs! March! Halt! Front! Halt! Drefs! (b)	(b) The retreat is continued in this manner, till the commanding officer wishes to form the line.
		*		Threes about! March! Halt! Drefs! March!	
*		*	*	Form line! (c)	(c) On the half squadrons most retired.
		*		Halt! Front! Halt! Drefs!	
	*			Eyes front!	

Comm. Officer.	Right Wing		Left Wing.		The Regiment will attack in Front and Flank.	Observations.
	Squa. Officer.	H. Sq. Officer.	Squa. Officer.	H. Sq. Officer.		
*			*			
			*		Left wing—Divisions right wheel! March!	
			*		Halt! Drefs!	
			*	*	Eyes Left!	
*			*		Threes right wheel! March!	
			*		Halt! Drefs!	
*			*		March!	
			*	*	Right shoulders forward! Forward!	
					Halt! Wheel up! Halt! Drefs!	
*	*				The regiment will advance— March! Halt!	
					The column will march by divisions from its rear.	
*			*	*	Rear Division—Threes left wheel! March! Halt! Drefs! March! Halt! Wheel up! Halt! Drefs! March! (a)	(a) Repeated by divisions successively from the rear.
					Right shoulders forward! Forward! (b)	
*			*		Halt! Right wheel into line! March!	(b) At marker 4.
			*	*	Halt! Drefs! Eyes front!	(c) Right wing dresses by the left: the left wing by its right.
*	*		*	*	March! (c) Trot! Canter! Charge! Halt!	

Comm. Officer.	Right Wing		Left Wing		Observations.
	Squa. Officer.	H. Sq. Officer.	Squa. Officer.	H. Sq. Officer.	
					<i>The Regiment will form two Lines and retire.</i>
*			*	*	Left wing—Threes right wheel! March!
			*	*	Halt! Drefs!
*			*	*	March! (a)
			*		Right shoulders forward! Forward!
					Halt! Wheel up! Halt! Drefs!
*	*		*		Threes about! March!
	*		*		Halt! Drefs!
*	*		*		March!
*	*		*		Halt! Front!
	*		*		Halt! Drefs!
*	*		*		Form line on the right wing!
*			*		Left wing—Half squadrons, Left wheel! March!
			*		Halt! Drefs!
			*	*	Eyes right!
*			*		March! Halt! Right wheel into Line! March!
			*		Halt! Drefs! Eyes front!
			*		March!
			*		Halt! Drefs!

(a) Form at 60 yards in rear of the first line—The right of the second line outflanking the first by a half squadron.

Comm. Officer.	Right Wing		Left Wing		The Regiment will attack in Column from the Centre.	Observations.
	Squa. Officer.	H. Sq. Officer.	Squa. Officer.	H. Sq. Officer.		
*					Threes inward wheel!	
	*				Threes left wheel!	} Repeated together.
			*		Threes right wheel!	
*	*		*		March!	
	*		*		Halt! Drefs! March!	
		*	*		No. 4 and 5—Halt! Wheel up!	
			*		Halt! Drefs!	
			*		March! Trot! Canter! Charge!	(a) Repeated by the other leaders successively unless the commanding officer does it by a signal.
					Halt! (a)	
	*		*		No. 3 and 6.—Halt! Wheel up!	(b) No. 3 right half wheel; 6 left half wheel.
					Halt! Drefs! March! Outward half wheel! (b) Halt! Drefs! March! Halt! Drefs!	
		*	*		No. 2 and 7.—Halt! Wheel up!	(c) No. 2 right wheel; 7 left wheel.
					Halt! Drefs! March! Outward wheel! (c) Halt! Drefs! March! Halt!	
			*		Right wheel! Halt! Drefs!	
					(No. 7.)	
		*			Left wheel! Halt! Drefs!	
					(No. 2.)	
*			*		No. 1 and 8.—Halt! Wheel up!	
					Halt! Drefs! March! Halt!	
					Drefs!	

Comm. Officer.	Right Wing		Left Wing		Observations.	
	Squa. Officer.	Div. Leaders.	Squa. Officer.	Div. Leaders.		
					<i>The Regiment will retire in two Lines from its outward Flanks.</i>	
*					Flank Divisions—Threes about! March!	
		*	*		No. 1 and 16 Threes about! March! Halt! Drefs! March (a) Halt! (b)	(a) No. 1 Right incline. No. 16 Left incline.
		*	*		No. 2 and 15 repeat as given by the preceding numbers.	(b) The other divisions are halted (as they arrive) at quarter distance, from the above numbers.
		*			No. 3 Threes about! March! Halt! Drefs! March! Right Halt! Wheel! Halt! Drefs! March! Left Halt! Wheel! Halt! Drefs! March!	
			*		No. 14 Threes about! March! Halt! Drefs! March! Left Halt! Wheel! Halt! Drefs! March! Right Halt! Wheel! Halt! Drefs! March!	
		*	*		No. 4 and 13 Threes about! March! Wheel! (c) Halt! Drefs! March! Halt! Wheel! (d) Halt! Drefs! March!	(c) No. 4 Right, 13 Left. (d) 4 Left, 13 Right.
					No. 5 and 12 Threes about! March! Halt! Drefs! March! Shoulders forward! (e) Forward!	(e) No. 5 Right Shoulders. 12 Left Shoulders.
		*	*		No. 6 and 11 repeat as the preceding numbers.	
		*	*		No. 7 and 10 Threes about! March! Halt! Drefs! March!	
		*	*		The preceding line directs for 8 and 9.	
*					Column—Front! Halt! Drefs!	

Comm. Officer.	Right Wing		Left Wing			Observations.
	Squa. Officer.	Div. Leaders.	Squa. Officer.	Div. Leaders.		
					<i>The Regiment will pass a Defilé and form in Line of Divisions.</i>	
*					Divisions will file from their inward flanks to the front-- March!	(a) The divisions of the right wing, except the one in front, at the word march, bring left shoulders forward, and countermarch to their front;—when clear of the one in front, right shoulders forward.
		*			Divisions from the left to the front file—March! (a)	(b) Left wing <i>vice versa</i> to that of the right.
				*	Divisions from the right to the front file—March! (b)	
			*	*	To the front form — Eyes front! (c)	(c) Repeated as the divisions arrive in line.

Comm. Officer.	Right Wing		Left Wing		Observations.
	Squa. Officer.	Div. Leaders.	Squa. Officer.	Div. Leaders.	
					<i>The Line will attack to the Front.</i>
*	*	*	*	*	The line will advance--March!
					Trot! Canter! Charge! Halt!
*	*		*		Form squadrons on the left centre division.
*					Threes inward wheel!
	*		*		Threes left wheel! } Repeated
			*		Threes rightwheel! } together.
*	*		*		March!
	*		*		Halt! Drefs!
*	*		*		March!
	*		*		Halt wheel up! Halt! Drefs!
					(a) Eyes front!
					(a) Each wing by its inward flank.

